



STAGE PIANO

CP88**CP73****Supplementary Manual****Contents**

New Functions in CP Version 2.00	3
Additional Tempo Delay type	4
Additional function for adjusting the damper resonance effect	4
Additional Output Gain parameter	5
Additional Section SW Mode parameter	5
Additional MIDI functionality for the USB [TO DEVICE] terminal	6
Expansion of Live Set Pages	7
Time length change for the Auto Power Off function	8
Additional new Voices	9
Additional new Live Set Sounds	11
Data List update	14
New Functions in CP Version 1.60	27
Additional new SETTINGS parameters: “Mono/Poly” and “Portamento”	28
Additional new SETTINGS parameter: “Pan”	29

New Functions in CP Version 1.50.	30
Additional new SETTINGS parameter: “Touch Sensitivity”	31
Additional new Voices	33
Additional new Live Set Sounds.	34
New Functions in CP Version 1.40.	37
Improved operability.	38
Additional new Voices	39
Additional new Live Set Sounds.	40
New Functions in CP Version 1.30.	43
Storing Master EQ settings to the Live Set Sound.	44
Improved operability.	45
Additional new Voices	46
Additional new Live Set Sounds.	47
New Functions in CP Version 1.20.	50
Additional new parameters for controllers.	51
Selecting menus with the LIVE SET [1]-[6] buttons.	53
Initializing the current Live Set Sound with the [EXIT] + [SETTINGS] buttons	54
Additional new Voices	55
Additional new Live Set Sounds.	56
New Functions in CP Version 1.10.	58
Loading a specific Live Set Sound from all data files.	59
MIDI Control Delay	60
Additional new Voices	61
Additional new Live Set Sounds	62

New Functions in CP Version 2.00

Yamaha has upgraded the CP firmware, adding the following new functions.

This manual describes additions and changes with respect to the Owner's Manual that came with your instrument.

- A Tempo Delay type has been added to the DELAY effects.
- A "Damper Resonance" parameter has been added to the SETTINGS.
- An "Output Gain" parameter has been added to the MENU.
- A "Section SW Mode" parameter has been added to the MENU.
- The USB [TO DEVICE] terminal now accepts MIDI devices.
- The Live Set Pages have been expanded.
- The time length for the Auto Power Off function has been changed.
- New Voices have been added.
- New Live Set Sounds have been added.
- The Data List has been updated.

Additional Tempo Delay type

Tempo Delay has been added to the Delay effects.

Tempo Delay can be switched by using the [Analog/Digital] switch button.

When Tempo Delay has been enabled, the lamps on the [Analog/Digital] switch button and the [TIME] knob will flash.

Effect	Description
Analog	Typical warm sound of analog delay. Use the [DEPTH] knob to adjust the effect depth, the [FEEDBACK] knob to adjust the number of repeats, and the [TIME] knob to adjust the delay time. The maximum delay time is 800 ms.
Digital	Clean digital delay. Use the [DEPTH] knob to adjust the effect depth, the [FEEDBACK] knob to adjust the number of repeats, and the [TIME] knob to adjust the delay time. The maximum delay time is 1,486 ms.
Tempo	Delay that can be applied to match the tempo of the song. Specify the Tempo and the note length ("Tempo Delay Time"), and delay will be applied with that length. The default setting of the Tempo Delay Time is 1/4 (quarter note). Turn the [DEPTH] knob to adjust the depth, the [FEEDBACK] knob to adjust the feedback level, and the [TIME] knob to adjust the tempo. You can also set the tempo by tapping the [Analog/Digital] switch button several times while holding down the [EXIT] button. NOTE You can set the note length by [EXIT] button + [TIME] knob operation, or from the [SETTINGS] → "Sound" → "Tempo Delay Time."

Additional function for adjusting the damper resonance effect

[SETTINGS] → "Sound" → "Piano" → "Damper Resonance"

The damper resonance effect simulates the rich sound of open strings produced when the damper pedal of a piano is pressed. The "dry" and "wet" balance (Dry/Wet Balance) and the openness of the strings (Damper Control) can now be adjusted.

Default:

- Dry/Wet Balance: D39>W
- Damper Control: 0

Additional Output Gain parameter

The Output Gain parameter (-24dB-0dB+24dB) can now be adjusted from the Menu.

Comparison of old and new tree diagrams

•V1.60

Menu

- └ General
 - | └ Master Tune
 - | └ MIDI Settings
 - | └ Keyboard/Pedal
 - | └ Local Control
 - | └ USB Audio Volume
 - | └ Auto Power Off
- └ Control Panel
- └ Job
- └ File
- └ Version Info

•V2.00

Menu

- └ General
 - | └ Master Tune
 - | └ MIDI Settings
 - | └ Keyboard/Pedal
 - | └ Local Control
 - | └ I/O Volume
 - | └ USB Audio
 - | └ Output Gain
 - | └ Auto Power Off
- └ Control Panel
- └ Job
- └ File
- └ Version Info

Additional Section SW Mode parameter

[MENU] → “Control Panel” → “Advanced Settings” → “Section SW Mode”

A new mode has been added to the Voice section [ON/OFF] switch.

The following two types are available.

Function name		Description
Section SW Mode	Realtime	When the Voice section [ON/OFF] switch is turned OFF, the sound on each Voice section stops immediately.
	Next-Key	When the Voice section [ON/OFF] switch is turned OFF, the note for the key being pressed continues to be played until that key is released. The sound on each Voice section stops from the next notes.
Default: Realtime		

Additional MIDI functionality for the USB [TO DEVICE] terminal

The USB [TO DEVICE] terminal can now be used for connecting a MIDI device for MIDI input.

When a USB MIDI keyboard is connected to the USB [TO DEVICE] terminal, you can use it in the same way as the built-in keyboard on the CP, as far as the connected keyboard's specifications allow.

NOTICE

- The rating of the USB [TO DEVICE] terminal is a maximum of 5 V/500 mA for each terminal. Do not connect USB devices having a rating above this, since this can cause damage to the instrument itself.
- Use an AB-type USB cable of less than 3 meters.

Compatible MIDI devices

- USB class-compliant MIDI devices

USB MIDI keyboards

- Compatible Yamaha MIDI devices

CP1, CP4 STAGE, CP40 STAGE, CP88, CP73, MODX, MODX+, MONTAGE, MOTIF XF, MOXF, MX, reface, YC, MONTAGE M, CK

Special notes concerning MIDI communication

MIDI communication with a device connected via the USB [TO DEVICE] terminal follows special rules for allowing the device to behave like a built-in keyboard.

- MIDI communication is one-way only (sent from the external MIDI device and received by the CP).
- All MIDI data is received regardless of the MIDI Port and MIDI Channel settings.

Expansion of Live Set Pages

The Live Set Pages have been expanded from 20 pages to 40 pages.

When the Top screen is shown, you can change 10 Live Set Pages at a time by pressing the PAGE [-] or PAGE [+] button while holding down the [EXIT] button.

NOTE

Only up to 20 Live Set Pages can be loaded into an instrument that has an older firmware version, even if the Live Set Pages are created with version 2.0.

Time length change for the Auto Power Off function

The time length for the Auto Power Off function that automatically turns off the instrument has been changed from 30 minutes to 15 minutes.

Also, the message “Energy consumption might increase depending on the setting” now appears when you open the Auto Power Off setting screen.

[MENU] button → “General” → “Auto Power Off” → “Enable”

Additional new Voices

This CP update provides 2 new Voices ().

Voice List

Section	Category	No.	Voice	CC No.	CC #
PIANO	Grand Piano	1	CFX	1	12
		2	Imperial	2	12
		3	S700	3	12
		4	Digi Piano	4	12
		5	C7	58	12
		6	CF3	92	12
		7	Nashville C3	95	12
		8	Live CF3	96	12
		9	Hamburg Grand	107	12
		10	CFX2	1	44
		11	Imperial+	2	44
	Upright Piano	1	U1	5	12
		2	SU7	6	12
		3	Felt Piano	108	12
	CP	1	CP80 1	7	12
		2	CP80 2	8	12
	Layered Piano	1	Piano Strings	9	12
2		Piano Synth	10	12	
E.PIANO	Rd	1	78Rd	11	12
		2	75Rd Funky	12	12
		3	73Rd	13	12
		4	67Rd Dark	59	12
		5	67Rd Bright	60	12
		6	73Rd Studio	93	12
		7	74Rd Stage	94	12
	Wr	1	Wr Warm	14	12
		2	Wr Bright	15	12
		3	Wr Wide	61	12
	Clv	1	Clavi B	16	12
		2	Clavi S	17	12
		3	Harpsichord	18	12
	DX	1	DX Legend	19	12
		2	DX Woody	20	12
		3	DX FTine	21	12
		4	DX 7 II	22	12
		5	DX Mellow	23	12
		6	DX Crisp	24	12
	SUB	Pad/Strings	1	Mellow Pad	25
2			Spectrum	26	12
3			Back Pad	27	12
4			Air Choir	28	12
5			Natural Str	29	12
6			Warm Strings	30	12
7			OB Strings	31	12
8			Section Str	32	12
9			Fat Saw Pad	62	12
10			Noble Pad	63	12
11			Pop Pad	64	12
12			Analog Pad	65	12
13			Itopia	66	12
14			Marcato Str	67	12
15			Slow Str	68	12
16			Tape Str	69	12
17			Oct Syn Str	70	12
18			Angel Pad	97	12
19			Mystic Pad	98	12
20			JP Strings	99	12
21			Pop Syn Str	100	12
22			Fast Strings	101	12
23			Pizzicato	102	12
24			Dark Light	109	12

Section	Category	No.	Voice	CC No.	CC #
SUB	Pad/Strings	25	Digi Pad	110	12
		26	Lite Strings	111	12
		27	Unison Str	112	12
		28	Violin	113	12
		29	Cello	114	12
	Organ	1	Bright Bars	33	12
		2	Click Organ	34	12
		3	Draw Organ 1	35	12
		4	All Bars Out	36	12
		5	Draw Organ 2	37	12
		6	60s Combo	38	12
		7	Compact	39	12
		8	Panther	40	12
		9	Pipe Organ 1	41	12
		10	Pipe Organ 2	42	12
		11	Accordion	103	12
		12	Musette	115	12
	Chromatic Perc.	1	Glocken	43	12
		2	Vibraphone	44	12
		3	Xylophone	45	12
		4	Marimba	46	12
		5	Brightness	47	12
		6	Nice Bell	48	12
		7	Stack Bell	49	12
		8	Jazz Vibes	71	12
		9	Marimba 2	72	12
		10	Kalimba	73	12
		11	Heaven Bell	74	12
	Others	1	Syn Lead 1	50	12
		2	Syn Lead 2	51	12
		3	Syn Bass	52	12
		4	E.Bass	53	12
		5	A.Bass	54	12
6		Steel Gt	55	12	
7		Clean Gt	56	12	
8		Syn Brass	57	12	
9		Sine Lead	75	12	
10		Sync Saw	76	12	
11		Dirty Hook	77	12	
12		Classic Mini	78	12	
13		Funky Mini	79	12	
14		Nu Mini	80	12	
15		80s Pop Bass	81	12	
16		Sub Bass	82	12	
17		Unison Bass	83	12	
18		Finger Bass	84	12	
19		Brass	85	12	
20		Syn Brass 2	86	12	
21		OB Brass 1	87	12	
22		OB Brass 2	88	12	
23		Jazz Flute	89	12	
24		Tape Flute	90	12	
25		Harmonica	91	12	
26		Classic Gt	104	12	
27		Steel Gt 2	105	12	
28		Sf. Brass	106	12	
29		12Strings Gt	116	12	
30		Clean Gt 2	117	12	
31		Syn Brass 3	118	12	
32		Horn	119	12	
33		Sax Section	120	12	

Section	Category	No.	Voice	CC No.	CC #
		34	Soprano Sax	121	12
		35	Alto Sax	122	12
		36	Tenor Sax	123	12
		37	Baritone Sax	124	12
		38	Soft Square	125	12
		39	Calliope Lead	126	12
		40	1o1 Bass	127	12

Additional new Live Set Sounds

This CP update provides new Live Set Sounds ().

Live Set Sound List

Page	No	Name	Split Point	Section	Voice Name	MSB	LSB	PC
1	1	Natural CFX	G2	Piano	CFX	63	0	1
				E.Piano	-			
				Sub	-			
1	2	NaturalImperial	G2	Piano	Imperial	63	0	2
				E.Piano	-			
				Sub	-			
1	3	Jazz S700	G2	Piano	S700	63	0	3
				E.Piano	-			
				Sub	-			
1	4	Rock Upright	G2	Piano	U1	63	0	4
				E.Piano	-			
				Sub	-			
1	5	Simple 78	G2	Piano	-	63	0	5
				E.Piano	78Rd			
				Sub	-			
1	6	Funky Tines	G2	Piano	-	63	0	6
				E.Piano	75Rd Funky			
				Sub	-			
1	7	Tremolo Wr	G2	Piano	-	63	0	7
				E.Piano	Wr Warm			
				Sub	-			
1	8	Clavi B Amped	G2	Piano	-	63	0	8
				E.Piano	Clavi B			
				Sub	-			
2	1	CFX+DX Legend	G2	Piano	CFX	63	1	1
				E.Piano	DX Legend			
				Sub	-			
2	2	A.Bass/78Rd	G2	Piano	U1	63	1	2
				E.Piano	78Rd			
				Sub	A.Bass			
2	3	80s El Grand	G2	Piano	CP80 1	63	1	3
				E.Piano	-			
				Sub	-			
2	4	Brite Pop 8ve	G2	Piano	Digi Piano	63	1	4
				E.Piano	DX Legend			
				Sub	OB Strings			
2	5	E.Bass/78Rd	G2	Piano	-	63	1	5
				E.Piano	78Rd			
				Sub	E.Bass			
2	6	Driven Wr+Pad	G2	Piano	-	63	1	6
				E.Piano	Wr Warm			
				Sub	Warm Strings			
2	7	Imperial + Str	G2	Piano	Imperial	63	1	7
				E.Piano	-			
				Sub	Section Str			
2	8	Ghostly U1	G2	Piano	U1	63	1	8
				E.Piano	Wr Warm			
				Sub	-			
3	1	Rock Grand	G2	Piano	CFX	63	2	1
				E.Piano	-			
				Sub	-			
3	2	S700 + Pad	G2	Piano	S700	63	2	2
				E.Piano	-			
				Sub	OB Strings			
3	3	MonoCmp CFX	G2	Piano	CFX	63	2	3
				E.Piano	-			
				Sub	-			
3	4	Lo Fi Grand	G2	Piano	CFX	63	2	4
				E.Piano	-			
				Sub	-			
3	5	Piano Grind Pad	G2	Piano	Piano Synth	63	2	5
				E.Piano	73Rd			
				Sub	Mellow Pad			
3	6	Lush Love	G2	Piano	Imperial	63	2	6
				E.Piano	78Rd			
				Sub	Brightness			
3	7	Big S700	G2	Piano	S700	63	2	7
				E.Piano	73Rd			
				Sub	OB Strings			
3	8	Piano Scape	G2	Piano	Imperial	63	2	8
				E.Piano	DX Legend			
				Sub	Mellow Pad			
4	1	Compressed CFX	G2	Piano	CFX	63	3	1
				E.Piano	-			
				Sub	-			
4	2	Kinda Squashed	G2	Piano	Imperial	63	3	2
				E.Piano	-			
				Sub	-			
4	3	Layered CFX	G2	Piano	CFX	63	3	3
				E.Piano	75Rd Funky			
				Sub	Mellow Pad			
4	4	Chorus CFX	G2	Piano	CFX	63	3	4
				E.Piano	-			
				Sub	-			
4	5	Upright	G2	Piano	U1	63	3	5
				E.Piano	-			
				Sub	-			
4	6	A Tacky Piano	G2	Piano	SU7	63	3	6
				E.Piano	75Rd Funky			
				Sub	Brightness			
4	7	HonkyTonk Piano	G2	Piano	U1	63	3	7
				E.Piano	-			
				Sub	-			
4	8	Old Record	G2	Piano	U1	63	3	8
				E.Piano	-			
				Sub	-			
5	1	Case 73	G2	Piano	-	63	4	1
				E.Piano	73Rd			
				Sub	-			
5	2	Chimin' Tines	G2	Piano	Digi Piano	63	4	2
				E.Piano	78Rd			
				Sub	Glocken			
5	3	Slow Phase	G2	Piano	-	63	4	3
				E.Piano	73Rd			
				Sub	-			
5	4	73 Tines OD	G2	Piano	-	63	4	4
				E.Piano	73Rd			
				Sub	-			
5	5	Fast Phaser	G2	Piano	-	63	4	5
				E.Piano	75Rd Funky			
				Sub	-			
5	6	Ampy Funk	G2	Piano	-	63	4	6
				E.Piano	75Rd Funky			
				Sub	-			
5	7	Wet Phase	G2	Piano	-	63	4	7
				E.Piano	78Rd			
				Sub	-			
5	8	78 & Pad	G2	Piano	-	63	4	8
				E.Piano	78Rd			
				Sub	Mellow Pad			
6	1	Wr Bright	G2	Piano	-	63	5	1
				E.Piano	Wr Bright			
				Sub	-			
6	2	Wr Comp	G2	Piano	-	63	5	2
				E.Piano	Wr Warm			
				Sub	-			
6	3	Clavi B	G2	Piano	-	63	5	3
				E.Piano	Clavi B			
				Sub	-			
6	4	Driven S	G2	Piano	-	63	5	4
				E.Piano	Clavi S			
				Sub	-			
6	5	Clavi Wah Dist	G2	Piano	-	63	5	5
				E.Piano	Clavi B			
				Sub	-			
6	6	Squeeze B	G2	Piano	-	63	5	6
				E.Piano	Clavi B			
				Sub	-			
6	7	Long Chorus S	G2	Piano	-	63	5	7
				E.Piano	Clavi S			
				Sub	-			
6	8	Rock Wr w/Ba	G2	Piano	Digi Piano	63	5	8
				E.Piano	Wr Bright			
				Sub	E.Bass			

Page	No	Name	Split Point	Section	Voice Name	MSB	LSB	PC	Page	No	Name	Split Point	Section	Voice Name	MSB	LSB	PC
7	1	CP80 Comp	G2	Piano	CP80 1	63	6	1	10	1	Harpsichord	G2	Piano	-	63	9	1
				E.Piano	-								E.Piano	Harpsichord			
				Sub	-								Sub	-			
7	2	Natural CP80	G2	Piano	CP80 2	63	6	2	10	2	Electric Harpsi	G2	Piano	-	63	9	2
				E.Piano	-								E.Piano	Harpsichord			
				Sub	-								Sub	-			
7	3	Chorus Legend	G2	Piano	-	63	6	3	10	3	Pipes Rd PBMW	G2	Piano	Digi Piano	63	9	3
				E.Piano	DX Legend								E.Piano	78Rd			
				Sub	-								Sub	Pipe Organ 2			
7	4	Chorus FTine	G2	Piano	-	63	6	4	10	4	Funky w/RdBass	G2	Piano	CP80 1	63	9	4
				E.Piano	DX FTine								E.Piano	78Rd			
				Sub	Mellow Pad								Sub	Marimba			
7	5	Chorus 7II	G2	Piano	-	63	6	5	10	5	Rough Lead	G2	Piano	CP80 2	63	9	5
				E.Piano	DX 7 II								E.Piano	78Rd			
				Sub	-								Sub	Back Pad			
7	6	Legend + Pad	G2	Piano	-	63	6	6	10	6	Clavi Syn Wah	G2	Piano	-	63	9	6
				E.Piano	DX Legend								E.Piano	Clavi B			
				Sub	OB Strings								Sub	Syn Lead 1			
7	7	SynBass/DXEP	G2	Piano	-	63	6	7	10	7	Chimin' Crs	G2	Piano	Digi Piano	63	9	7
				E.Piano	DX Mellow								E.Piano	75Rd Funky			
				Sub	Syn Bass								Sub	Glocken			
7	8	Digi DX Pads	G2	Piano	Digi Piano	63	6	8	10	8	Brite Pop	G2	Piano	Digi Piano	63	9	8
				E.Piano	DX Legend								E.Piano	DX Legend			
				Sub	Mellow Pad								Sub	OB Strings			
8	1	Bright Bars	G2	Piano	-	63	7	1	11	1	Back to 60s SP	G2	Piano	-	63	10	1
				E.Piano	-								E.Piano	67Rd Dark			
				Sub	Bright Bars								Sub	-			
8	2	All Bars Out	G2	Piano	-	63	7	2	11	2	80s Piano JG	G2	Piano	C7	63	10	2
				E.Piano	-								E.Piano	78Rd			
				Sub	All Bars Out								Sub	-			
8	3	PipeOrgan1	G2	Piano	-	63	7	3	11	3	NaturalWrWideJG	G2	Piano	-	63	10	3
				E.Piano	-								E.Piano	Wr Wide			
				Sub	Pipe Organ 1								Sub	-			
8	4	PipeOrgan2	G2	Piano	-	63	7	4	11	4	Chorused67Rd SP	G2	Piano	-	63	10	4
				E.Piano	-								E.Piano	67Rd Bright			
				Sub	Pipe Organ 2								Sub	-			
8	5	The Red Combo	G2	Piano	-	63	7	5	11	5	R&B Ballad NS	G2	Piano	-	63	10	5
				E.Piano	-								E.Piano	67Rd Dark			
				Sub	60s Combo								Sub	-			
8	6	Italian Combo	G2	Piano	-	63	7	6	11	6	Squashed C7 NS	G2	Piano	C7	63	10	6
				E.Piano	-								E.Piano	-			
				Sub	Compact								Sub	-			
8	7	Aggro Syn Pad	G2	Piano	-	63	7	7	11	7	WrWideChorus SP	G2	Piano	-	63	10	7
				E.Piano	78Rd								E.Piano	Wr Wide			
				Sub	Panther								Sub	-			
8	8	RdBa/60sCombo	G2	Piano	-	63	7	8	11	8	Driven 67Rd JG	G2	Piano	-	63	10	8
				E.Piano	78Rd								E.Piano	67Rd Bright			
				Sub	60s Combo								Sub	-			
9	1	Strings1	G2	Piano	-	63	8	1	12	1	CFX + Slow Str	G2	Piano	CFX	63	11	1
				E.Piano	-								E.Piano	-			
				Sub	Natural Str								Sub	Slow Str			
9	2	Strings2	G2	Piano	-	63	8	2	12	2	C7 + Noble Pad	G2	Piano	C7	63	11	2
				E.Piano	-								E.Piano	-			
				Sub	Section Str								Sub	Noble Pad			
9	3	Synth Pad1	G2	Piano	-	63	8	3	12	3	78Rd+AnalogPad	G2	Piano	-	63	11	3
				E.Piano	-								E.Piano	78Rd			
				Sub	Mellow Pad								Sub	Analog Pad			
9	4	Synth Pad2	G2	Piano	-	63	8	4	12	4	78Rd+OBBrass MW	G2	Piano	-	63	11	4
				E.Piano	-								E.Piano	78Rd			
				Sub	Warm Strings								Sub	OB Brass 1			
9	5	Vibraphone	G2	Piano	-	63	8	5	12	5	Sync Saw/DX EP	C3	Piano	-	63	11	5
				E.Piano	-								E.Piano	DX Legend			
				Sub	Vibraphone								Sub	Sync Saw			
9	6	Nice Bell	G2	Piano	-	63	8	6	12	6	Fat Saw Pad MW	G2	Piano	-	63	11	6
				E.Piano	-								E.Piano	-			
				Sub	Nice Bell								Sub	Fat Saw Pad			
9	7	Syn Brass	G2	Piano	-	63	8	7	12	7	OB Brass	G2	Piano	-	63	11	7
				E.Piano	-								E.Piano	-			
				Sub	Syn Brass								Sub	OB Brass 2			
9	8	Syn Lead1	G2	Piano	-	63	8	8	12	8	Marcato Str	G2	Piano	-	63	11	8
				E.Piano	78Rd								E.Piano	-			
				Sub	Syn Lead 1								Sub	Marcato Str			

Page	No	Name	Split Point	Section	Voice Name	MSB	LSB	PC
13	1	73Rd Studio	G2	Piano	-	63	12	1
				E.Piano	73Rd Studio			
				Sub	-			
13	2	73Rd Chorus	G2	Piano	-	63	12	2
				E.Piano	73Rd Studio			
				Sub	-			
13	3	73Rd+AnalogPad	G2	Piano	-	63	12	3
				E.Piano	73Rd Studio			
				Sub	Analog Pad			
13	4	73Rd+AP	G2	Piano	C7	63	12	4
				E.Piano	73Rd Studio			
				Sub	-			
13	5	74Rd Stage	G2	Piano	-	63	12	5
				E.Piano	74Rd Stage			
				Sub	-			
13	6	Overdriven 74Rd	G2	Piano	-	63	12	6
				E.Piano	74Rd Stage			
				Sub	-			
13	7	CF3	G2	Piano	CF3	63	12	7
				E.Piano	-			
				Sub	-			
13	8	CF3+AnalogPad	G2	Piano	CF3	63	12	8
				E.Piano	-			
				Sub	Analog Pad			
14	1	Nashville C3	G2	Piano	Nashville C3	63	13	1
				E.Piano	-			
				Sub	-			
14	2	NVille C3 Comp	G2	Piano	Nashville C3	63	13	2
				E.Piano	-			
				Sub	-			
14	3	Fat Jazz Ballad	G2	Piano	Nashville C3	63	13	3
				E.Piano	78Rd			
				Sub	Vibraphone			
14	4	Fundamental Pad	G2	Piano	Nashville C3	63	13	4
				E.Piano	73Rd			
				Sub	Analog Pad			
14	5	Live CF3	G2	Piano	Live CF3	63	13	5
				E.Piano	-			
				Sub	-			
14	6	WestCoast CF3	G2	Piano	Live CF3	63	13	6
				E.Piano	78Rd			
				Sub	Analog Pad			
14	7	Gospel CF3	G2	Piano	Live CF3	63	13	7
				E.Piano	-			
				Sub	-			
14	8	Piano Pad CF3	G2	Piano	Live CF3	63	13	8
				E.Piano	-			
				Sub	Analog Pad			

Page	No	Name	Split Point	Section	Voice Name	MSB	LSB	PC
15	1	Hamburg Grand	G2	Piano	Hamburg Grand	63	14	1
				E.Piano	-			
				Sub	-			
15	2	Ambient Hamburg	G2	Piano	Hamburg Grand	63	14	2
				E.Piano	-			
				Sub	-			
15	3	Soft Ballad H-G	G2	Piano	Hamburg Grand	63	14	3
				E.Piano	78Rd			
				Sub	-			
15	4	Romance Layer	G2	Piano	Hamburg Grand	63	14	4
				E.Piano	-			
				Sub	Slow Str			
15	5	Felt Piano	G2	Piano	Felt Piano	63	14	5
				E.Piano	-			
				Sub	-			
15	6	Night Moods	G2	Piano	Felt Piano	63	14	6
				E.Piano	67Rd Dark			
				Sub	Analog Pad			
15	7	Big MusicBox	G2	Piano	Felt Piano	63	14	7
				E.Piano	DX FTine			
				Sub	E.Bass			
15	8	All Mellow	G2	Piano	Felt Piano	63	14	8
				E.Piano	Wr Wide			
				Sub	Soft Square			
16	1	CFX2	G2	Piano	CFX2	63	15	1
				E.Piano	-			
				Sub	-			
16	2	CFX2/78Rd	G2	Piano	CFX2	63	15	2
				E.Piano	78Rd			
				Sub	-			
16	3	Quiet CFX2	G2	Piano	CFX2	63	15	3
				E.Piano	73Rd			
				Sub	Analog Pad			
16	4	Blockbuster	G2	Piano	CFX2	63	15	4
				E.Piano	DX Legend			
				Sub	Slow Str			
16	5	Imperial+	G2	Piano	Imperial+	63	15	5
				E.Piano	-			
				Sub	-			
16	6	Studio Layer	G2	Piano	Imperial+	63	15	6
				E.Piano	Wr Wide			
				Sub	-			
16	7	Warm Layer	G2	Piano	Imperial+	63	15	7
				E.Piano	DX 7 II			
				Sub	Analog Pad			
16	8	Distant Ring	G2	Piano	Imperial+	63	15	8
				E.Piano	67Rd Bright			
				Sub	Sub Bass			

Data List update

The Data List has been updated.

DATA LIST

Control Change Number List

P:=Piano, E:=Electric Piano, S:=Sub
 Parameters shown within parentheses do not affect the sound of this instrument.
 * Only affected by foot switch, and not foot controller.
 *Parameter value/Controller value Correspondence Table (page 16)

	CC No. (LCD indication)	Panel controls	Table*
Piano	12 or 44 P: Select	18 Voice category selector	M
		19 Voice select switch	M
	13 P: Volume	23 [VOLUME] knob	A
	14 P: Tone	24 [TONE] knob	A
	15 P: Damper Reso	25 DAMPER RESONANCE [ON/OFF] button	B
	16 P: Effect SW	26 Insertion effect [ON/OFF] button	B
	17 P: Effect Depth	28 [DEPTH] knob	A
	77 P: Delay Depth	44 [DEPTH] knob	A
	81 P: Reverb Depth	48 [DEPTH] knob	A
	102 P: SW	17 Voice section [ON/OFF] switch	B
	103 P: Split	21 SPLIT [L R] button	E
	104 P: Octave	22 OCTAVE [-2 -1]/[+1 +2] buttons	F
105 P: Effect Type	27 Insertion effect switch button	G	
E.Piano	18 E: Select	18 Voice category selector	N
		19 Voice select switch	N
	19 E: Volume	23 [VOLUME] knob	A
	20 E: Tone	24 [TONE] knob	A
	21 E: Drive SW	26 Insertion effect [ON/OFF] button	B
	22 E: Drive Depth	28 [DRIVE] knob	A
	23 E: Effect 1 SW	26 Insertion effect [ON/OFF] button	B
	24 E: Effect 1 Depth	31 [DEPTH] knob	A
	25 E: Effect 1 Rate	32 [RATE] knob	A
	26 E: Effect 2 SW	26 Insertion effect [ON/OFF] button	B
	27 E: Effect 2 Depth	34 [DEPTH] knob	A
	28 E: Effect 2 Speed	35 [SPEED] knob	A
	78 E: Delay Depth	44 [DEPTH] knob	A
	82 E: Reverb Depth	48 [DEPTH] knob	A
	106 E: SW	17 Voice section [ON/OFF] switch	B
	107 E: Split	21 SPLIT [L R] button	E
	108 E: Octave	22 OCTAVE [-2 -1]/[+1 +2] buttons	F
	109 E: Effect 1 Type	30 Insertion effect switch button	H
	110 E: Effect 2 Type	33 Insertion effect switch button	I
	Sub	29 S: Select	18 Voice category selector
19 Voice select switch			O
30 S: Volume		23 [VOLUME] knob	A
31 S: Tone		24 [TONE] knob	A
68 S: Effect SW		26 Insertion effect [ON/OFF] button	B
72 S: Release		37 [RELEASE] knob	A
73 S: Attack		38 [ATTACK] knob	A
75 S: Effect Depth		39 [DEPTH] knob	A
76 S: Effect Speed		40 [SPEED] knob	A
79 S: Delay Depth		44 [DEPTH] knob	A
83 S: Reverb Depth		48 [DEPTH] knob	A
111 S: SW		17 Voice section [ON/OFF] switch	B
112 S: Split		21 SPLIT [L R] button	E
113 S: Octave		22 OCTAVE [-2 -1]/[+1 +2] buttons	F
114 S: Effect Type	36 Insertion effect switch button	J	
DELAY REVERB	80 Delay Time	46 [TIME] knob	A
	85 Reverb Time	49 [TIME] knob	A
	91 All Reverb Depth	46 [DEPTH] knob	A
	92 Delay Feedback	45 [FEEDBACK] knob	A
	93 All Delay Depth	44 [DEPTH] knob	A
	115 Delay SW	42 DELAY [ON/OFF] switch	B
	116 Delay Effect Type	43 [Analog/Digital] switch button	K
	117 Reverb SW	47 REVERB [ON/OFF] switch	B
118 Depth Knob Select	41 Effect level display switch button	L	
MASTER EQUALIZER	86 Master EQ SW	50 MASTER EQUALIZER [ON/OFF] button	B
	87 Master EQ High	51 [HIGH] knob	C
	88 Master EQ Mid	52 [MID] knob	C
	89 Master EQ Freq	53 [FREQUENCY] knob	D
	90 Master EQ Low	54 [LOW] knob	C

	CC No. (LCD indication)	Panel controls	Table*
PEDAL	1 Modulation		
	4 Pedal Wah		
	5 (Portamento Time)		
	6 (Data Entry MSB)		
	7 All Volume		
	10 (Pan)		
	11 Expression		
	12 P: Select	18 Voice category selector	M
		19 Voice select switch	M
	13 P: Volume	23 [VOLUME] knob	A
	14 P: Tone	24 [TONE] knob	A
	15 P: Damper Reso	25 DAMPER RESONANCE [ON/OFF] button	B
	16 P: Effect SW	26 Insertion effect [ON/OFF] button	B
	17 P: Effect Depth	28 [DEPTH] knob	A
	18 E: Select	18 Voice category selector	N
		19 Voice select switch	N
	19 E: Volume	23 [VOLUME] knob	A
	20 E: Tone	24 [TONE] knob	A
	21 E: Drive SW	26 Insertion effect [ON/OFF] button	B
	22 E: Drive Depth	28 [DRIVE] knob	A
	23 E: Effect 1 SW	26 Insertion effect [ON/OFF] button	B
	24 E: Effect 1 Depth	31 [DEPTH] knob	A
	25 E: Effect 1 Rate	32 [RATE] knob	A
	26 E: Effect 2 SW	26 Insertion effect [ON/OFF] button	B
	27 E: Effect 2 Depth	34 [DEPTH] knob	A
	28 E: Effect 2 Speed	35 [SPEED] knob	A
	29 S: Select	18 Voice category selector	O
		19 Voice select switch	O
	30 S: Volume	23 [VOLUME] knob	A
	31 S: Tone	24 [TONE] knob	A
	32 (Bank LSB)		
	38 (Data Entry LSB)		
	64 Sustain	*	
	65 (Portamento)		
	66 Sostenuto	*	
	67 Soft		
	68 S: Effect SW	26 Insertion effect [ON/OFF] button	B
	71 (Resonance)		
	72 S: Release	37 [RELEASE] knob	A
	73 S: Attack	38 [ATTACK] knob	A
	74 (Cutoff)		
	75 S: Effect Depth	39 [DEPTH] knob	A
	76 S: Effect Speed	40 [SPEED] knob	A
	77 P: Delay Depth	44 [DEPTH] knob	A
	78 E: Delay Depth	44 [DEPTH] knob	A
	79 S: Delay Depth	44 [DEPTH] knob	A
	80 Delay Time	46 [TIME] knob	A
	81 P: Reverb Depth	48 [DEPTH] knob	A
82 E: Reverb Depth	48 [DEPTH] knob	A	
83 S: Reverb Depth	48 [DEPTH] knob	A	
84 (Portamento Ctrl)			
85 Reverb Time	49 [TIME] knob	A	
86 Master EQ SW	50 MASTER EQUALIZER [ON/OFF] button	B	
87 Master EQ High	51 [HIGH] knob	C	
88 Master EQ Mid	52 [MID] knob	C	
89 Master EQ Freq	53 [FREQUENCY] knob	D	
90 Master EQ Low	54 [LOW] knob	C	
91 All Reverb Depth	46 [DEPTH] knob	A	
92 Delay Feedback	45 [FEEDBACK] knob	A	
93 All Delay Depth	44 [DEPTH] knob	A	
94 (Effect 4 Depth)			

	CC No. (LCD indication)	Panel controls	Table*
PEDAL	95 (Effect 5 Depth)		
	96 (Data Increment)		
	97 (Data Decrement)		
	98 (NRPN LSB)		
	99 (NRPN MSB)		
	100 (RPN LSB)		
	101 (RPN MSB)		
	102 P: SW	17 Voice section [ON/OFF] switch	B
	103 P: Split	21 SPLIT [L R] button	E
	104 P: Octave	22 OCTAVE [-2 -1]/[+1 +2] buttons	F
	105 P: Effect Type	27 Insertion effect switch button	G
	106 E: SW	17 Voice section [ON/OFF] switch	B
	107 E: Split	21 SPLIT [L R] button	E
	108 E: Octave	22 OCTAVE [-2 -1]/[+1 +2] buttons	F
	109 E: Effect 1 Type	30 Insertion effect switch button	H
	110 E: Effect 2 Type	32 [RATE] knob	I
	111 S: SW	17 Voice section [ON/OFF] switch	B
	112 S: Split	21 SPLIT [L R] button	E
	113 S: Octave	22 OCTAVE [-2 -1]/[+1 +2] buttons	F
	114 S: Effect Type	30 Insertion effect switch button	J
115 Delay SW	42 DELAY [ON/OFF] switch	B	
116 Delay Effect Type	45 [Analog/Digital] switch button	K	
117 Reverb SW	47 REVERB [ON/OFF] switch	B	
118 Depth Knob Select	41 Effect level display switch button	L	
---	Live Set Sound +	*	
---	Live Set Sound -	*	
---	Tempo Delay Tap	*	

Correspondence Table

A

Parameter	Controller	
	Transmitted	Recognized
0-127	0-127	0-127

B

Parameter		Controller	
		Transmitted	Recognized
Off	0	0	0-63
On	1	127	64-127

C

Parameter		Controller	
		Transmitted	Recognized
-12dB	52	0-5	0-5
-11dB	53	6-10	6-10
-10dB	54	11-15	11-15
-9dB	55	16-20	16-20
-8dB	56	21-25	21-25
-7dB	57	26-30	26-30
-6dB	58	31-35	31-35
-5dB	59	36-40	36-40
-4dB	60	41-46	41-46
-3dB	61	47-51	47-51
-2dB	62	52-56	52-56
-1dB	63	57-61	57-61
0dB	64	62-66	62-66
1dB	65	67-71	67-71
2dB	66	72-76	72-76
3dB	67	77-81	77-81
4dB	68	82-87	82-87
5dB	69	88-92	88-92
6dB	70	93-97	93-97
7dB	71	98-102	98-102
8dB	72	103-107	103-107
9dB	73	108-112	108-112

Parameter		Controller	
		Transmitted	Recognized
10dB	74	113-117	113-117
11dB	75	118-122	118-122
12dB	76	123-127	123-127

D

Parameter		Controller	
		Transmitted	Recognized
100Hz	14	0-3	0-3
110Hz	15	4-6	4-6
125Hz	16	7-9	7-9
140Hz	17	10-12	10-12
160Hz	18	13-15	13-15
180Hz	19	16-18	16-18
200Hz	20	19-21	19-21
225Hz	21	22-24	22-24
250Hz	22	25-28	25-28
280Hz	23	29-31	29-31
315Hz	24	32-34	32-34
355Hz	25	35-37	35-37
400Hz	26	38-40	38-40
450Hz	27	41-43	41-43
500Hz	28	44-46	44-46
560Hz	29	47-49	47-49
630Hz	30	50-53	50-53
700Hz	31	54-56	54-56
800Hz	32	57-59	57-59
900Hz	33	60-62	60-62
1.0kHz	34	63-65	63-65
1.1kHz	35	66-68	66-68
1.2kHz	36	69-71	69-71
1.4kHz	37	72-74	72-74
1.6kHz	38	75-78	75-78
1.8kHz	39	79-81	79-81
2.0kHz	40	82-84	82-84
2.2kHz	41	85-87	85-87
2.5kHz	42	88-90	88-90
2.8kHz	43	91-93	91-93
3.2kHz	44	94-96	94-96
3.6kHz	45	97-99	97-99
4.0kHz	46	100-102	100-102
4.5kHz	47	103-106	103-106
5.0kHz	48	107-109	107-109
5.6kHz	49	110-112	110-112
6.3kHz	50	113-115	113-115
7.0kHz	51	116-118	116-118
8.0kHz	52	119-121	119-121
9.0kHz	53	122-124	122-124
10kHz	54	125-127	125-127

E

Parameter		Controller	
		Transmitted	Recognized
L&R	0	0	0-42
L	1	63	43-85
R	2	127	86-127

F

Parameter		Controller	
		Transmitted	Recognized
-2	62	0	0-25
-1	63	31	26-51
0	64	63	52-76
+1	65	95	77-102
+2	66	127	103-127

G

Parameter		Controller	
		Transmitted	Recognized
Comp	0	0	0-31
Dist/OD	1	42	32-63
Drive	2	84	64-95
Chorus	3	127	96-127

H

Parameter		Controller	
		Transmitted	Recognized
A.Pan	0	0	0-21
Trem	1	25	22-42
R.Mod	2	50	43-63
T.Wah	3	76	64-85
P.Wah	4	101	86-106
Comp	5	127	107-127

I

Parameter		Controller	
		Transmitted	Recognized
Cho1	0	0	0-21
Cho2	1	25	22-42
Fla	2	50	43-63
Pha1	3	76	64-85
Pha2	4	101	86-106
Pha3	5	127	107-127

J

Parameter		Controller	
		Transmitted	Recognized
Cho/Fla	0	0	0-31
Rotary	1	42	32-63
Trem	2	84	64-95
Dist/OD	3	127	96-127

K

Parameter		Controller	
		Transmitted	Recognized
Analog	0	0	0-42
Digital	1	127	86-127
Tempo	2	63	43-85

L

Parameter		Controller	
		Transmitted	Recognized
All	0	0	0-31
Piano	1	42	32-63
E.Piano	2	84	64-95
Sub	3	127	96-127

M

Parameter			Controller		CC#
			Transmitted	Recognized	
Grand Piano	1	0	1	1	12
	2	1	2	2	12
	3	2	3	3	12
	4	3	4	4	12
	5	57	58	58	12
	6	91	92	92	12
	7	94	95	95	12
	8	95	96	96	12
	9	106	107	107	12
	10	127	1	1	44
	11	128	2	2	44
Upright Piano	1	4	5	5	12
	2	5	6	6	12
	3	107	108	108	12
CP	1	6	7	7	12
	2	7	8	8	12
Special Piano	1	8	9	9	12
	2	9	10	10	12

N

Parameter			Controller	
			Transmitted	Recognized
Rd	1	10	11	11
	2	11	12	12
	3	12	13	13
	4	58	59	59
	5	59	60	60
	6	92	93	93
	7	93	94	94
Wr	1	13	14	14
	2	14	15	15
	3	60	61	61
Clv	1	15	16	16
	2	16	17	17
	3	17	18	18
DX	1	18	19	19
	2	19	20	20
	3	20	21	21
	4	21	22	22
	5	22	23	23
	6	23	24	24

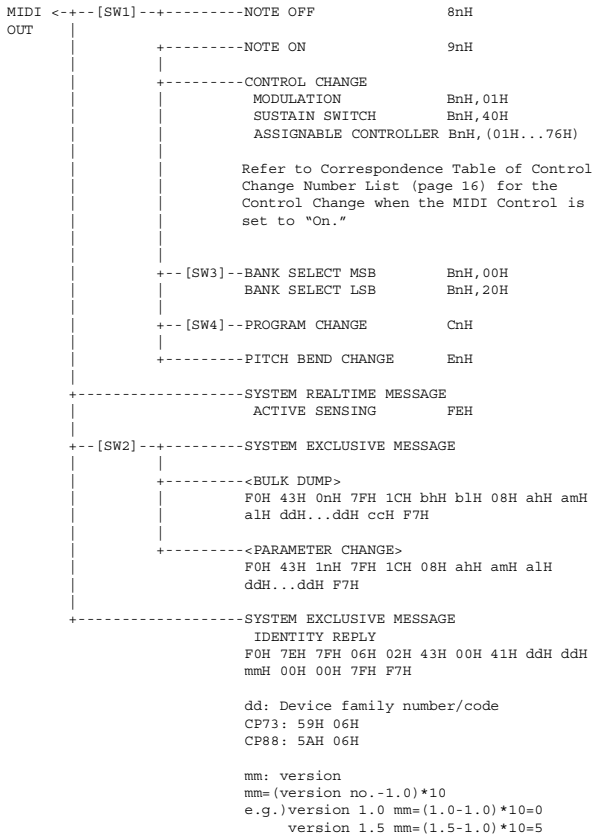
O

Parameter	Controller		
		Transmitted	Recognized
Pad/Strings	1	24	25
	2	25	26
	3	26	27
	4	27	28
	5	28	29
	6	29	30
	7	30	31
	8	31	32
	9	61	62
	10	62	63
	11	63	64
	12	64	65
	13	65	66
	14	66	67
	15	67	68
	16	68	69
	17	69	70
	18	96	97
	19	97	98
	20	98	99
	21	99	100
	22	100	101
	23	101	102
	24	108	109
	25	109	110
	26	110	111
	27	111	112
	28	112	113
	29	113	114
Organ	1	32	33
	2	33	34
	3	34	35
	4	35	36
	5	36	37
	6	37	38
	7	38	39
	8	39	40
	9	40	41
	10	41	42
	11	102	103
	12	114	115
Chromatic Perc	1	42	43
	2	43	44
	3	44	45
	4	45	46
	5	46	47
	6	47	48
	7	48	49
	8	70	71
	9	71	72
	10	72	73
	11	73	74
Others	1	49	50
	2	50	51
	3	51	52
	4	52	53
	5	53	54
	6	54	55
	7	55	56
	8	56	57
	9	74	75
	10	75	76
	11	76	77
	12	77	78
	13	78	79
	14	79	80
	15	80	81
	16	81	82
	17	82	83

Parameter	Controller		
		Transmitted	Recognized
	18	83	84
	19	84	85
	20	85	86
	21	86	87
	22	87	88
	23	88	89
	24	89	90
	25	90	91
	26	103	104
	27	104	105
	28	105	106
	29	115	116
	30	116	117
	31	117	118
	32	118	119
	33	119	120
	34	120	121
	35	121	122
	36	122	123
	37	123	124
	38	124	125
	39	125	126
	40	126	127

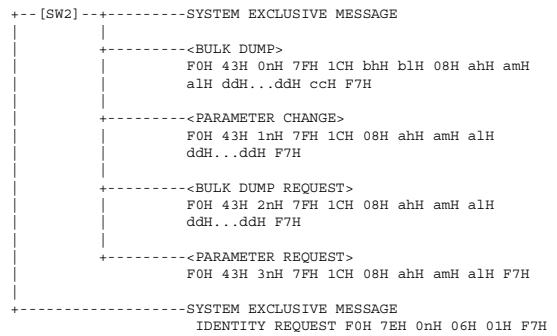
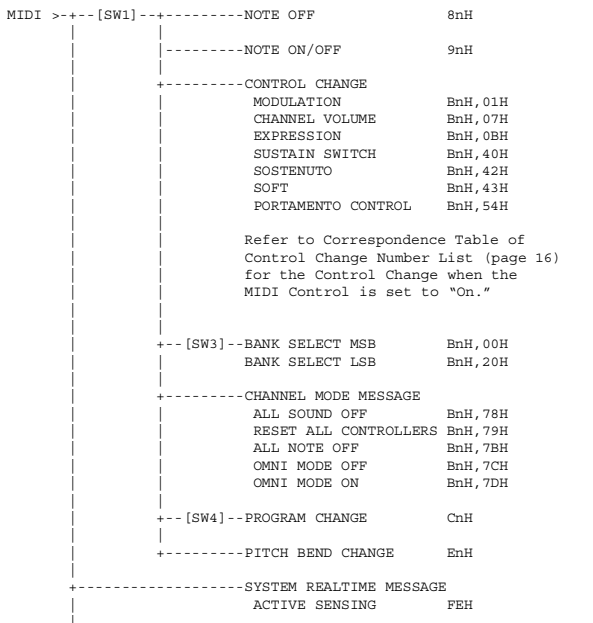
MIDI Data Format

(1) TRANSMIT FLOW



- [SW1] MIDI Transmit Channel
Complies with Zone Transmit Channel when the Part Zone Switch is set to on.
Complies with Part number in any other case.
- [SW2] SYSTEM MIDI Device Number
When set to all, transmitted via 1.
- [SW3] SYSTEM Bank Select Switch
- [SW4] SYSTEM Program Change Switch

(2) RECEIVE FLOW



- [SW1] Complies with MIDI Receive Channel.
- [SW2] SYSTEM MIDI Device Number
- [SW3] SYSTEM Bank Select Switch
- [SW4] SYSTEM Program Change Switch

(3) TRANSMIT/RECEIVE DATA

(3-1) CHANNEL VOICE MESSAGES

(3-1-1) NOTE OFF

```

STATUS      1000nnnn (9nH)   n=0-15 CHANNEL NUMBER
NOTE No.    0kkkkkkkk       k=0 (C-2) -127 (G8)
VELOCITY    0vvvvvvvv       v=64 Transmit
  
```

(3-1-2) NOTE ON/OFF

```

STATUS      1000nnnn (8nH)   n=0-15 CHANNEL NUMBER
NOTE No.    0kkkkkkkk       k=0 (C-2) -127 (G8)
VELOCITY NOTE ON 0vvvvvvvv (v≠0)
NOTE OFF    0vvvvvvvv (v=0)
  
```

(3-1-3) CONTROL CHANGE

```

STATUS      1011nnnn (BnH)   n=0-15 CHANNEL NUMBER
CONTROL NUMBER 0ccccccc
CONTROL VALUE  0vvvvvvvv
  
```

*TRANSMITTED CONTROL NUMBER

c=0	BANK SELECT MSB	;v=0-127	*1
c=32	BANK SELECT LSB	;v=0-127	*1
c=1	MODULATION	;v=0-127	
c=64	SUSTAIN SWITCH	;v=0-127	*3
c=1...118	ASSIGNABLE CONTROLLER	;v=0-127	*2

*RECEIVED CONTROL NUMBER

c=0	BANK SELECT MSB	;v=0-127	*1
c=32	BANK SELECT LSB	;v=0-127	*1
c=1	MODULATION	;v=0-127	
c=7	CHANNEL VOLUME	;v=0-127	
c=11	EXPRESSION	;v=0-127	
c=64	SUSTAIN SWITCH	;v=0-127	
c=66	SOSTENUTO	;v=0-63:OFF, 64-127:ON	
c=67	SOFT	;v=0-127	
c=84	PORTAMENTO CONTROL	;v=0-127	

*1 Relation between BANK SELECT and PROGRAM is as follows:

CATEGORY	MSB	LSB	PROGRAM No.
Live Set Page 1	63	0	0..7
:	:	:	:
Live Set Page 20	63	19	0..7

*2 The default CONTROL NUMBERS of ASSIGNABLE CONTROLLER are as follows:

FOOT CONTROLLER 1	11
FOOT CONTROLLER 2	4
FOOT SWITCH Live Set Inc	

*3 When Sustain is set to something other than "FC3A (HalfOn)," operating the foot switch transmits only values of 0 (off) or 127 (on).

Bank Select will be actually executed when a Program Change message is received. Bank Select and Program Change numbers that are not supported by Yamaha will be ignored.

(3-1-4) PROGRAM CHANGE

```

STATUS      1100nnnn (CnH)   n=0-15 CHANNEL NUMBER
PROGRAM NUMBER 00000ppp       p=0-7
  
```

(3-1-5) PITCH BEND CHANGE

```

STATUS      1110nnnn (EnH)   n=0-15 CHANNEL NUMBER
LSB         0vvvvvvvv       PITCH BEND CHANGE LSB
MSB         0vvvvvvvv       PITCH BEND CHANGE MSB
Transmitted with a resolution of 7 bits.
  
```

(3-2) CHANNEL MODE MESSAGES

STATUS	1011nnnn (BnH)	n=0-15 CHANNEL NUMBER
CONTROL NUMBER	0ccccccc	c=CONTROL NUMBER
CONTROL VALUE	0vvvvvvv	v=DATA VALUE

(3-2-1) ALL SOUND OFF (CONTROL NUMBER = 78H, DATA VALUE = 0)

All the sounds currently being played, including channel messages such as note-on and hold-on of a certain channel, are muted this message is received.

(3-2-2) RESET ALL CONTROLLERS (CONTROL NUMBER = 79H, DATA VALUE = 0)

Resets the values set for the following controllers.

PITCH BEND CHANGE	0 (center)
MODULATION	0 (minimum)
EXPRESSION	127 (maximum)
PEDAL WAH	0 (minimum)
SUSTAIN SWITCH	0 (off)
SOSTENUTO SWITCH	0 (off)
SOFT	0 (off)
PORTAMENTO CONTROL	Reserved note number

Doesn't reset the following data:
PROGRAM CHANGE, BANK SELECT MSB/LSB, VOLUME

(3-2-3) ALL NOTE OFF (CONTROL NUMBER = 7BH, DATA VALUE = 0)

All the notes currently set to on in certain channel(s) are muted when receiving this message. However, if Sustain or Sostenuto is on, notes will continue sounding until these are turned off.

(3-2-4) OMNI MODE OFF (CONTROL NUMBER = 7CH, DATA VALUE = 0)

Performs the same function as when receiving ALL NOTES OFF.

(3-2-5) OMNI MODE ON (CONTROL NUMBER = 7DH, DATA VALUE = 0)

Performs the same function as when receiving ALL NOTES OFF.

(3-4) SYSTEM REAL TIME MESSAGES

(3-4-1) ACTIVE SENSING

STATUS	11111110 (FEH)
--------	----------------

Transmitted every 200 msec.
Once this code is received, the instrument starts sensing. When neither status messages nor data are received for more than approximately 350 ms, the MIDI receive buffer will be cleared, and the sounds currently being played are forcibly turned off.

(3-5) SYSTEM EXCLUSIVE MESSAGE

(3-5-1) UNIVERSAL NON REALTIME MESSAGE

(3-5-1-1) IDENTITY REQUEST (Receive only)

F0H 7EH 0nH 06H 01H F7H ("n" = Device No. However, this instrument receives under "omni.")

(3-5-1-2) IDENTITY REPLY (Transmit only)

F0H 7EH 7FH 06H 02H 43H 00H 41H ddH ddH mmH 00H 00H 7FH F7H

dd: Device family number/code
CP73: 59H 06H
CP88: 5AH 06H

mm: version
mm=(version no.-1.0)*10
e.g.) version 1.0 mm=(1.0-1.0)*10=0
version 1.5 mm=(1.5-1.0)*10=5

(3-5-2) UNIVERSAL REALTIME MESSAGE

(3-5-3) PARAMETER CHANGE

(3-5-3-1) NATIVE PARAMETER CHANGE, MODE CHANGE

11110000	F0	Exclusive status
01000011	43	YAMAHA ID
0001nnnn	1n	Device Number
01111111	7F	Group ID High
00011100	1C	Group ID Low
00000010	08	Model ID
0aaaaaaaa	aaaaaaaa	Address High
0aaaaaaaa	aaaaaaaa	Address Mid
0aaaaaaaa	aaaaaaaa	Address Low
0ddddddd	ddddddd	Data
11110111	F7	End of Exclusive

For parameters with data size of 2 or more, the appropriate number of data bytes will be transmitted.
See the following MIDI Data Table for Address.

(3-5-4) BULK DUMP

11110000	F0	Exclusive status
01000011	43	YAMAHA ID
0000nnnn	0n	Device Number
01111111	7F	Group ID High
00011100	1C	Group ID Low
0bbbbbbb	bbbbbbb	Byte Count
0bbbbbbb	bbbbbbb	Byte Count
00000010	08	Model ID
0aaaaaaaa	aaaaaaaa	Address High
0aaaaaaaa	aaaaaaaa	Address Mid
0aaaaaaaa	aaaaaaaa	Address Low
0	0	Data
0ccccccc	ccccccc	Checksum
11110111	F7	End of Exclusive

See the following MIDI Data Table for Address and Byte Count.
Checksum is the value that results in a value of 0 for the lower 7 bits when the Byte Count, Start Address, Data and Checksum itself are added.

(3-5-5) DUMP REQUEST

11110000	F0	Exclusive status
01000011	43	YAMAHA ID
0010nnnn	2n	Device Number
01111111	7F	Group ID High
00011100	1C	Group ID Low
00000010	08	Model ID
0aaaaaaaa	aaaaaaaa	Address High
0aaaaaaaa	aaaaaaaa	Address Mid
0aaaaaaaa	aaaaaaaa	Address Low
11110111	F7	End of Exclusive

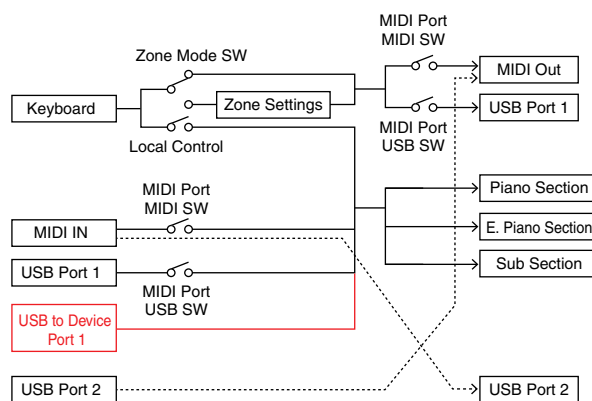
See the following DUMP REQUEST Table for Address.

(3-5-6) PARAMETER REQUEST

11110000	F0	Exclusive status
01000011	43	YAMAHA ID
0011nnnn	3n	Device Number
01111111	7F	Group ID High
00011100	1C	Group ID Low
00000010	08	Model ID
0aaaaaaaa	aaaaaaaa	Address High
0aaaaaaaa	aaaaaaaa	Address Mid
0aaaaaaaa	aaaaaaaa	Address Low
11110111	F7	End of Exclusive

See the following MIDI Data Table for Address.

(4) SYSTEM OVERVIEW (Keyboard and Tone Generator)



USB Port 2 is enabled when 'MIDI Port MIDI SW = OFF' and 'MIDI Port USB SW = ON'

ALL SOUND OFF clears all the sounds in the specific channel(s) played by both the keyboard and the data via MIDI.
ALL NOTES OFF received via MIDI clears the sounds in the specific channel(s) played via MIDI.

USB to Device Port 1 is only for receiving data, not for transmitting.

MIDI Data Table

Bank Select

MSB	(HEX)	LSB	(HEX)	Program No.	Type	Memory	Description
63	3F	0	00	0-7	Live Set Sound	User	Live Set Page 1
		1	01	0-7		User	Live Set Page 2
		2	02	0-7		User	Live Set Page 3
		3	03	0-7		User	Live Set Page 4
		4	04	0-7		User	Live Set Page 5
		5	05	0-7		User	Live Set Page 6
		6	06	0-7		User	Live Set Page 7
		7	07	0-7		User	Live Set Page 8
		8	08	0-7		User	Live Set Page 9
		9	09	0-7		User	Live Set Page 10
		10	0A	0-7		User	Live Set Page 11
		11	0B	0-7		User	Live Set Page 12
		12	0C	0-7		User	Live Set Page 13
		13	0D	0-7		User	Live Set Page 14
		14	0E	0-7		User	Live Set Page 15
		15	0F	0-7		User	Live Set Page 16
		16	10	0-7		User	Live Set Page 17
		17	11	0-7		User	Live Set Page 18
		18	12	0-7		User	Live Set Page 19
		19	13	0-7		User	Live Set Page 20
		20	14	0-7		User	Live Set Page 21
		21	15	0-7		User	Live Set Page 22
		22	16	0-7		User	Live Set Page 23
		23	17	0-7		User	Live Set Page 24
		24	18	0-7		User	Live Set Page 25
		25	19	0-7		User	Live Set Page 26
		26	1A	0-7		User	Live Set Page 27
		27	1B	0-7		User	Live Set Page 28
		28	1C	0-7		User	Live Set Page 29
		29	1D	0-7		User	Live Set Page 30
		30	1E	0-7		User	Live Set Page 31
		31	1F	0-7		User	Live Set Page 32
		32	20	0-7		User	Live Set Page 33
		33	21	0-7		User	Live Set Page 34
		34	22	0-7		User	Live Set Page 35
		35	23	0-7		User	Live Set Page 36
		36	24	0-7		User	Live Set Page 37
		37	25	0-7		User	Live Set Page 38
		38	26	0-7		User	Live Set Page 39
		39	27	0-7		User	Live Set Page 40

Bulk Dump Block

"Top Address" indicates the top address of each block designated by the bulk dump operation. "Byte Count" indicates the data size contained in each block designated by the bulk dump operation.

The block from the Bulk Header to the Bulk Footer of the **Live Set Sound** can be received regardless of their order; however, they cannot be received if an irrelevant Block is included. To execute 1 **Live Set Sound** bulk dump request, designate its corresponding Bulk Header address.

For information about "pp" and "n" shown in the following list, refer to the MIDI PARAMETER CHANGE TABLE (BULK CONTROL).

Group Number = 7F 1C, Model ID = 08

Parameter Block	Description	Byte Count		Top Address		
		Dec	Hex	High	Mid	Low
System	System	48	30	20	00	00
	Master EQ	20	14	20	40	00
	Contents Unlock			20	70	00
Live Set Sound	Bulk Header	0	00	0E	pp	0n
	Soundmondo Format Version	4	04	00	7F	00
Common	Common	48	30	46	00	00
	Additional	48	30	46	01	00
Zone	Zone 1	16	10	4A	00	00
	:			:		
	Zone 4					03
Section	Piano Common	24	18	50	00	00
	E.Piano Common				01	
	Sub Common				02	
	Piano Specific	28	1C	50	10	00
	E.Piano Specific				11	
	Sub Specific				12	
	Piano Additional	16	10	50	20	00
E.Piano Additional				21		
Sub Additional				22		
Master EQ						
	Master EQ	20	14	20	40	00
	Bulk Footer	0	00	0F	pp	0n

Message Type	Data
Parameter Change	F0, 43, 1n, gh, gl, id, ah, am, al, dt, ... F7
Parameter Request	F0, 43, 3n, gh, gl, id, ah, am, al F7
Bulk Dump	F0, 43, 0n, gh, gl, bh, bl, id, ah, am, al, dt, ..., cc, F7
Bulk Request	F0, 43, 2n, gh, gl, id, ah, am, al, F7

n: Device Number
gh: Group Number High
gl: Group Number Low
bh: Byte Count High
bl: Byte Count Low
id: Model ID
ah: Parameter Address High
am: Parameter Address Middle
al: Parameter Address Low
dt: Data
cc: Data Checksum

Parameter Base Address

Group Number = 7F 1C, Model ID = 08

Parameter Block	Top Address			Description
	High	Mid	Low	
	System	20	00	
System	20	40	00	Master EQ
	00	7F	00	Soundmondo Format Version
BULK CONTROL	0E	00	00	Header
	0F	00	00	Footer
STORE TO FLASH	0D	00	00	Store To Flash
Live Set Sound	46	00	00	Common
	46	01	00	Additional
Zone	4A	zz	00	Zone (zz: 00 - 03)
Section	50	0p	00	Common
	50	1p	00	Specific
	50	2p	00	Additional

MIDI PARAMETER CHANGE TABLE (BULK CONTROL)

Group Number = 7F 1C, Model ID = 08

Address			Size	Data Range (HEX)	Parameter Name	Description	Default (HEX)	Notes
High	Mid	Low						
0E	pp	0n	1	-	Bulk Header	Live Set Sound User (pp = 0 - 39, n = 0 - 7)	-	
	7F	00	1	-		Current Sound Buffer	-	
0F	pp	0n	1	-	Bulk Footer	Live Set Sound User (pp = 0 - 39, n = 0 - 7)	-	
	7F	00	1	-		Current Sound Buffer	-	

SYSTEM

System Common

Group Number = 7F 1C, Model ID = 08

Address			Size	Data Range	Parameter Name	Description	Default (HEX)	Notes
High	Mid	Low						
20	00	00	1		reserved			
		01	1		reserved			
		02	4	00 - 00 00 - 07 00 - 0F 00 - 0F	Master Tune	-102.4 - +102.3 [cent] 1st bit3-0: bit15-12 2nd bit3-0: bit11-8 3rd bit3-0: bit 7-4 4th bit3-0: bit 3-0	00 04 00 00	
		06	1	3D - 43	Keyboard Octave Shift	-3 - 0 - +3	40	
		07	1	34 - 4C	Keyboard Transpose	-12 - +12 [semitones]	40	
		08	1	00 - 01	Controller Reset	Hold, Reset	01	
		09	1	00 - 01	Local Switch	Off, On	01	
		0A	1	00 - 0F, 7F	Tx Channel	1 - 16, Off	00	
		0B	1	00 - 10	Rx Channel	1 - 16, All	00	
		0C	1	00 - 02	MIDI Control	Off, On, Invert	00	
		0D	1	00 - 01	Section SW Mode	Realtime, Next Key	00	
		0E	1	38 - 48	Output Gain	-24 - 0 - +24 [dB]	40	In 3 dB increments
		0F	1		reserved			
		10	1	00 - 04	Keyboard Velocity Curve	Normal, Soft, Hard, Wide, Fixed	00	
		11	1	01 - 7F	Keyboard Fixed Velocity	1 - 127	40	
		12	1	00 - 01	Transmit/Receive Bank Select	Off, On	01	
		13	1	00 - 01	Transmit/Receive Program Change	Off, On	01	
		14	1		reserved			
		15	1	00 - 01	MIDI In/Out	USB Thru, In/Out	01	
		16	1	00 - 01	USB In/Out	Off, On	01	
		17	1		reserved			
		18	1		reserved			
		19	1	00 - 01	Display Lights Ins Effect	Off, On	01	
		1A	1	00 - 01	Display Lights Section	Off, On	01	
		1B	1	00 - 01	Display Lights LCD	Off, On	01	
		1C	1		reserved			
		1D	1		reserved			
		1E	1	00 - 01	Value Indication	Off, On	01	
		1F	1		reserved			
		20	1	00 - 01	SW Direction	Default, Reverse	00	
		21	1		reserved			
		22	1	01 - 3F	LCD Contrast	1 - 63	20	
		23	1	00 - 01	Panel Lock Live Set	Off, On	01	
		24	1	00 - 01	Panel Lock Section	Off, On	01	
		25	1	00 - 01	Panel Lock Effect	Off, On	01	
		26	1	00 - 01	Panel Lock Master EQ	Off, On	01	

Address			Size	Data Range	Parameter Name	Description	Default (HEX)	Notes
High	Mid	Low						
		27	1		reserved			
		28	1	00 - 01	Section Hold	Disable, Enable	00	
		29	1	00 - 01	Live Set View Mode	Close, Keep	00	
		2A	1	00 - 27	Power On Page	1 - 40	00	
		2B	1	00 - 07	Power On Sound	1 - 8	00	
		2C	1	00 - 79	FS Control Number	Off, 1 - 118, 119 (Live Set Inc), 120 (Live Set Dec), 121 (Tempo Delay Tap Tempo)	77	
		2D	1		reserved			
		2E	1	00 - 7F	USB Audio Volume	0 - 127	40	
		2F	1	00 - 02	Sustain Pedal Select	FC3 Half On, FC3 HalfOff, FC4/5	00	

TOTAL SIZE = 48

30 (HEX)

System MEQ

Group Number = 7F 1C, Model ID = 08

Address			Size	Data Range	Parameter Name	Description	Default (HEX)	Notes
High	Mid	Low						
20	40	00	1	34 - 4C	EQ Gain1	-12dB - +12dB	40	
		01	1		reserved			
		02	1		reserved			
		03	1		reserved			
		04	1		reserved			
		05	1		reserved			
		06	1		reserved			
		07	1		reserved			
		08	1	34 - 4C	EQ Gain3	-12dB - +12dB	40	
		09	1	0E - 36	EQ Frequency3	100Hz - 10kHz	1C	
		0A	1		reserved			
		0B	1		reserved			
		0C	1		reserved			
		0D	1		reserved			
		0E	1		reserved			
		0F	1		reserved			
		10	1	34 - 4C	EQ Gain5	-12dB - +12dB	40	
		11	1		reserved			
		12	1		reserved			
		13	1	00 - 01	EQ On/Off	Off, On	00	

TOTAL SIZE = 20

14 (HEX)

Soundmodo Format Version

Group Number = 7F 1C, Model ID = 08

Address			Size	Data Range	Parameter Name	Description	Default (HEX)	Notes
High	Mid	Low						
00	7F	00	1	00 - 7F	Soundmodo Format Version Major		01	
			1	00 - 7F	Soundmodo Format Version Minor		04	
			1	00 - 7F	Soundmodo Format Version Bugfix		00	
			1		reserved		00	

TOTAL SIZE = 4

04 (HEX)

LIVE SET SOUND

Live Set Sound Common

Group Number = 7F 1C, Model ID = 08

Address			Size	Data Range	Parameter Name	Description	Default (HEX)	Notes
High	Mid	Low						
46	00	00	1	20-7F	Live Set Sound Name 1	32-127 (ASCII)	49	'l'
		01	1	20-7F	Live Set Sound Name 2	32-127 (ASCII)	6E	'n'
		02	1	20-7F	Live Set Sound Name 3	32-127 (ASCII)	69	'i'
		03	1	20-7F	Live Set Sound Name 4	32-127 (ASCII)	74	't'
		04	1	20-7F	Live Set Sound Name 5	32-127 (ASCII)	20	''
		05	1	20-7F	Live Set Sound Name 6	32-127 (ASCII)	53	'S'
		06	1	20-7F	Live Set Sound Name 7	32-127 (ASCII)	6F	'o'
		07	1	20-7F	Live Set Sound Name 8	32-127 (ASCII)	75	'u'
		08	1	20-7F	Live Set Sound Name 9	32-127 (ASCII)	6E	'n'
		09	1	20-7F	Live Set Sound Name 10	32-127 (ASCII)	64	'd'
		0A	1	20-7F	Live Set Sound Name 11	32-127 (ASCII)	20	
		0B	1	20-7F	Live Set Sound Name 12	32-127 (ASCII)	20	
		0C	1	20-7F	Live Set Sound Name 13	32-127 (ASCII)	20	
		0D	1	20-7F	Live Set Sound Name 14	32-127 (ASCII)	20	
		0E	1	20-7F	Live Set Sound Name 15	32-127 (ASCII)	20	
		0F	1	02	Bulk Format Version	2	02	Fixed to 2
		10	1		reserved			
		11	1	00-01	Zone Mode Switch	Off, On	00	
		12	1	00-01	Advanced Zone Mode Switch	Off, On	00	
		13	1	00-01	Live Set EQ Mode Switch	Off, On	00	
		14	1	00-3F, 41, 43-77	Modulation Lever Assign	0-63, 65, 67-118, 119 (USB Audio Volume)	01	Cannot select sustain (64) or sostenuto (66)
		15	1	34-4C	TG Transpose	-12-+12	40	
		16	1	01-7F	Split Point	C#-2-G8	37	
		17	1	00-7F	Modulation Lever Limit Low	0-127	00	
		18	1	00-7F	Modulation Lever Limit High	0-127	7F	
		19	1	00-3F, 41, 43-77	FC1 Assign	0-63, 65, 67-118, 119 (USB Audio Volume)	0B	Cannot select sustain (64) or sostenuto (66)
		1A	1	00-3F, 41, 43-77	FC2 Assign	0-63, 65, 67-118, 119 (USB Audio Volume)	04	Cannot select sustain (64) or sostenuto (66)
		1B	1	00-7F	FC1 Limit Low	0-127	00	
		1C	1	00-7F	FC1 Limit High	0-127	7F	
		1D	1	00-7F	FC2 Limit Low	0-127	00	
		1E	1	00-7F	FC2 Limit High	0-127	7F	
		1F	1		reserved			
		20	1	00-03	Depth Knob Section Select	All, Piano, E.Piano, Sub	00	
		21	1	00-7F	Piano Touch Sensitivity Depth	0-127	40	
		22	1	00-7F	E.Piano Touch Sensitivity Depth	0-127	40	
		23	1	00-7F	Sub Touch Sensitivity Depth	0-127	40	
		24	1	00-01	Delay Switch	Off, On	01	
		25	1	00-02	Delay Type	Analog, Digital, Tempo	00	

Address			Size	Data Range	Parameter Name	Description	Default (HEX)	Notes
High	Mid	Low						
		26	1	00-7F	Delay Feedback	0-127	40	
		27	1	00-7F	Delay Time	0-127	40	
		28	1	00-01	Reverb Switch	Off, On	01	
		29	1	00-7F	Piano Touch Sensitivity Offset	0-127	40	
		2A	1	00-7F	E.Piano Touch Sensitivity Offset	0-127	40	
		2B	1	00-7F	Reverb Time	0-127	40	
		2C	1	00-7F	Sub Touch Sensitivity Offset	0-127	40	
		2D	1	00-7F	Piano Pitch Modulation Speed	0-127	40	
		2E	1	00-7F	E.Piano Pitch Modulation Speed	0-127	40	
		2F	1	00-7F	Sub Pitch Modulation Speed	0-127	40	

TOTAL SIZE = 48 30 (HEX)

Live Set Sound Additional

Group Number = 7F 1C, Model ID = 08

Address			Size	Data Range	Parameter Name	Description	Default (HEX)	Notes
High	Mid	Low						
46	01	00	1		reserved			
		01	1	00-0E	Tempo Delay Time	1/32 Tri., 1/64 Dot., 1/32, 1/16 Tri., 1/32 Dot., 1/16, 1/8 Tri., 1/16 Bot, 1/8, 1/4 Tri., 1/8 Dot., 1/4, 1/2 Tri., 1/4 Dot., 1/2	0B	
		02	2	01-12 00-7F	Tempo	42.0-240.0	07 04	
		04	1		reserved			
		05	1		reserved			
		06	1		reserved			
		07	1		reserved			
		08	1		reserved			
		09	1		reserved			
		0A	1		reserved			
		0B	1		reserved			
		0C	1		reserved			
		0D	1		reserved			
		0E	1		reserved			
		0F	1		reserved			

TOTAL SIZE = 16 10 (HEX)

ZONE

Group Number = 7F 1C, Model ID = 08

Address			Size	Data Range	Parameter Name	Description	Default (HEX)	Notes
High	Mid	Low						
4A	zz	00	1	00 – 01	Zone Switch	off, on	00 – 01	With the default settings, only the Zone 1 is set to "on."
		01	1	00 – 0F	Transmit Channel	Ch1 – 16	00 – 03	Default settings: Zone1(0) Zone2(1) Zone3(2) Zone4(3)
		02	1	3D – 43	Transpose (Octave)	-3 – +3	40	
		03	1	35 – 4B	Transpose (Semitone)	-11 – +11	40	
		04	1	00 – 7F	Note Limit Low	C-2 – G8	00	The upper limit will be determined with "Note Limit High."
		05	1	00 – 7F	Note Limit High	C-2 – G8	7F	The Lower limit will be determined with "Note Limit Low."
		06	1		reserved			
		07	1	00 – 7F	MIDI Volume	0 – 127	64	
		08	1	00 – 7F	MIDI Pan	L64 – C – R63	40	
		09	1	00 – 7F	MIDI Bank MSB	000 – 127	00	
		0A	1	00 – 7F	MIDI Bank LSB	000 – 127	00	
		0B	1	00 – 7F	MIDI Program Number	001 – 128	00	
		0C	1	00 – 1F	Transmit Bank Select Transmit Program Change Transmit Volume Transmit Pan Transmit Note	bit0: off, on Bank Select bit1: off, on Program Change bit2: off, on Volume bit3: off, on Pan bit4: off, on Note	1F	CC#11 (Expression) will not be transmitted when the Volume is set to "off."
		0D	1	00 – 3F	Transmit PB Transmit MW Transmit FC1 Transmit FC2 Transmit FS Transmit Sus	bit0: off, on PB bit1: off, on MW bit2: off, on FC1 bit3: off, on FC2 bit4: off, on FS bit5: off, on Sus	3F	
		0E	1		reserved			
		0F	1		reserved			

TOTAL SIZE = 16 10 (HEX)

zz = Zone Number
00 – 03 (HEX)

SECTION

Section Common

Group Number = 7F 1C, Model ID = 08

Address			Size	Data Range	Parameter Name	Description	Default (HEX)	Notes
High	Mid	Low						
50	Op	00	1	00 – 0B	Current Category		00	
		01	1	00 – 7F	Category 1 Voice Number		00	
		02	1	00 – 7F	Category 2 Voice Number		00	
		03	1	00 – 7F	Category 3 Voice Number		00	
		04	1	00 – 7F	Category 4 Voice Number		00	
		05	1	00 – 7F	Advanced Sound Mode Voice Number		00	For 7F, Advanced Sound Mode Extra Voice Number added to the value is used as a voice number
		06	1	00 – 01	Advanced Sound Mode Switch	Off, On	00	
		07	1	00 – 01	Section Switch	Off, On	01	
		08	1	00 – 02	Split Mode	L&R, L, R	00	
		09	1	3E – 42	Octave Shift	-2 – 0 – +2	40	
		0A	1	00 – 7F	Section Volume	0 – 127	7F (Piano), 40 (EP, Sub)	
		0B	1	00 – 7F	Tone	0 – 127	40	
		0C	1	00 – 02	Advanced Sound Mode Extra Voice Number		00	Not effective when Advanced Sound Mode Voice Number is set to a value other than 7F
		0D	1	28 – 58	Pitch Bend Range	-24 – 0 – +24	42	
		0E	1		reserved			
		0F	1	00 – 7F	Pitch Modulation Depth	0 – 127	00 (Piano, EP), 0A (Sub)	
		10	1		reserved			
		11	1	00 – 01	Receive Expression	Off, On	01	
		12	1	00 – 01	Receive Sustain	Off, On	01	
		13	1	00 – 01	Receive Sostenuto	Off, On	01	
		14	1	00 – 01	Receive Soft	Off, On	01	
		15	1		reserved			
		16	1	00 – 7F	Delay Depth	0 – 127	00	
		17	1	00 – 7F	Reverb Depth	0 – 127	00	

TOTAL SIZE = 24 18 (HEX)

Op = Section Number
00 = Piano, 01 = E.Piano, 02 = Sub

Section Specific

Group Number = 7F 1C, Model ID = 08

Address			Size	Data Range	Parameter Name	Description	Default (HEX)	Note
High	Mid	Low						
50	1p	00	1	00 - 01	Piano Damper Resonance Switch	Off, On	00	Only effective for the Piano Section
		01	1	1	Bulk Format Version	1	01	Fixed to 1
		02	1	00 - 7F	Piano Damper Resonance Damper Control	0 - 127	00	Only effective for the Piano Section
		03	1	01 - 7F	Piano Damper Resonance Dry/Wet Balance	D63<W - D<W63	19	Only effective for the Piano Section
		04	1	00 - 01	Piano Effect Switch	Off, On	00	Only effective for the Piano Section
		05	1	00 - 03	Piano Effect Type	Comp, Dist/OD, Drive, Chorus	00	Only effective for the Piano Section
		06	1	00 - 7F	Piano Effect Depth	0 - 127	40	Only effective for the Piano Section
		07	1		reserved			
		08	1	00 - 01	E.Piano Effect 1 Switch	Off, On	00	Only effective for the E.Piano Section
		09	1	00 - 05	E.Piano Effect 1 Type	A.Pan, Trem, R.Mod, T.Wah, P.Wah, Comp	00	Only effective for the E.Piano Section
		0A	1	00 - 7F	E.Piano Effect 1 Depth	0 - 127	40	Only effective for the E.Piano Section
		0B	1	00 - 7F	E.Piano Effect 1 Rate	0 - 127	40	Only effective for the E.Piano Section
		0C	1	00 - 01	E.Piano Effect 2 Switch	Off, On	00	Only effective for the E.Piano Section
		0D	1	00 - 05	E.Piano Effect 2 Type	Cho1, Cho2, Fla, Pha1, Pha2, Pha3	00	Only effective for the E.Piano Section
		0E	1	00 - 7F	E.Piano Effect 2 Depth	0 - 127	40	Only effective for the E.Piano Section
		0F	1	00 - 7F	E.Piano Effect 2 Speed	0 - 127	40	Only effective for the E.Piano Section
		10	1	00 - 01	E.Piano Drive Switch	Off, On	00	Only effective for the E.Piano Section
		11	1	00 - 7F	E.Piano Drive	0 - 127	40	Only effective for the E.Piano Section
		12	1		reserved			
		13	1		reserved			
		14	1	00 - 01	Sub Effect Switch	Off, On	00	Only effective for the Sub Section
		15	1	00 - 03	Sub Effect Type	Cho/Fla, Rotary, Trem, Dist/OD	00	Only effective for the Sub Section
		16	1	00 - 7F	Sub Effect Depth	0 - 127	40	Only effective for the Sub Section
		17	1	00 - 7F	Sub Effect Speed	0 - 127	40	Only effective for the Sub Section
		18	1	00 - 7F	Sub Attack	0 - 127	40	Only effective for the Sub Section
		19	1	00 - 7F	Sub Release	0 - 127	40	Only effective for the Sub Section
		1A	1		reserved			
		1B	1		reserved			

TOTAL SIZE = 28 1C (HEX)

1p = Section Number
10 = Piano, 11 = E.Piano, 12 = Sub

Section Additional

Group Number = 7F 1C, Model ID = 08

Address			Size	Data Range	Parameter Name	Description	Default (HEX)	Notes
High	Mid	Low						
50	2p	00	1		reserved			
		01	1	00 - 01	Mono/Poly	Mono, Poly	01	
		02	1	00 - 01	Portamento Switch	Off, On	00	Not effective when Mono/Poly is set to Poly
		03	1	00 - 7F	Portamento Time	0 - 127	40	//
		04	1	00 - 01	Portamento Mode	Fingered, Full-time	01	//
		05	1	00 - 01	Portamento Time Mode	Rate, Time	00	//
		06	1		reserved			
		07	1		reserved			
		08	1	01 - 7F	Pan	L63 - C - R63	40	
		09	1		reserved			
		0A	1		reserved			
		0B	1		reserved			
		0C	1		reserved			
		0D	1		reserved			
		0E	1		reserved			
		0F	1		reserved			

TOTAL SIZE = 16 10 (HEX)

2p = Section Number
20 = Piano, 21 = E.Piano, 22 = Sub

Function...	Transmitted	Recognized	Remarks
Basic Channel Default Changed	1 - 16 1 - 16	1 - 16 1 - 16	Memorized
Mode Default Messages Altered	3 X *****	3 X X	Memorized
Note Number : True voice	0 - 127 *****	0 - 127 0 - 127	
Velocity Note ON Note OFF	O 9nH,v=1-127 X 8nH,v=64	O 9nH,v=1-127 O 9nH,v=0 or 8nH	
After Touch Key's Ch's	X X	X X	
Pitch Bend	O	O	
Control Change	0,32 O *2 1 O 7,11,67,84 X 64 O 66 X 12-31 O *1 68,72,73 O *1 75-83,85-93 O *1 102-118 O *1 1-118 O *3	O *2 O O O *2 O *2 O *1 O *1 O *1 O *1 X	Bank Select Sustain Sw Sostenuto
Prog Change : True #	O 0 - 127 *2	O 0 - 7 *2	
System Exclusive	O	O	
Common : Song Pos. : Song Sel. : Tune	X X X	X X X	
System : Clock Real Time : Commands	X X	X X	
Aux : All Sound Off : Reset All Cntrls : Local ON/OFF Mes- : All Notes OFF sages: Active Sense : Reset	X X X X O X	O (120) O (121) X O (123-125) O X	
Notes: *1 receive/transmit if MIDI control mode is on. *2 receive/transmit if switch is on. *3 transmit if assigned to foot controllers.			

Mode 1 : OMNI ON , POLY Mode 2 : OMNI ON ,MONO O : Yes
 Mode 3 : OMNI OFF, POLY Mode 4 : OMNI OFF,MONO X : No

New Functions in CP Version 1.60

Yamaha has upgraded the CP firmware, adding the following new functions.

This manual describes additions and changes with respect to the Owner's Manual that came with your instrument.

- The parameters "Mono/Poly", "Portamento", and "Pan" have been newly added to the SETTINGS. These functions can be determined for each Voice section ("Piano", "E.Piano", "Sub"). A new "Sound" function has been included in SETTINGS with the addition of new settings.
- The "Touch Sensitivity" parameter has been moved to "Sound".

Comparison of old and new tree diagrams

·V1.50

Settings

- └ Function
- └ Master Keyboard
- └ Advanced Mode SW
- └ Touch Sensitivity
- └ Controllers
- └ Name

·V1.60


Settings

- └ Sound
 - └ Piano / E.Piano / Sub
 - └ Mono/Poly
 - └ Portamento
 - └ Touch Sensitivity
 - └ Pan
- └ Function
- └ Master Keyboard
- └ Advanced Mode SW
- └ Controllers
- └ Name

Additional new SETTINGS parameters: “Mono/Poly” and “Portamento”

Mono/Poly

[SETTINGS] button → [Sound] → Select the Voice section to be set → [Mono/Poly]

“Mono/Poly” can be determined for each of the Voice sections (“Piano”, “E.Piano”, “Sub”).
When this is set to “Mono”, the  icon is displayed to the right of the Section name (P, E, S) on the Top screen.



Portamento

[SETTINGS] button → [Sound] → Select the Voice section to be set → [Portamento]

“Portamento” can only be set when “Mono/Poly” is set to “Mono”.

NOTE

The portamento effect is not applied to some Voices (acoustic piano, electric piano, etc.).

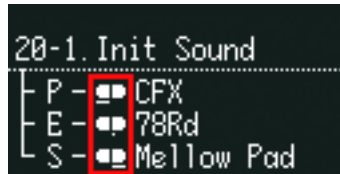
Function name	Description
Switch	Determines whether the portamento effect is applied (On) or not (Off). Default: Off
Time	Determines the time (speed) that it takes for the portamento effect to shift pitch between notes. Settings: 0 – 127 Default: 64
Mode	Determines how the portamento effect is applied in response to how you play the keys. <ul style="list-style-type: none">• Full-time: The portamento effect is always applied.• Fingered: The portamento effect is applied only when you use legato technique (playing a key while still holding the previous key). Default: Full-time
Time Mode	Determines the time standard for portamento pitch shifts. <ul style="list-style-type: none">• Rate: The pitch shifts at a speed corresponding to the distance between sounds (notes). The further the pitches between the two sounds, the more time it takes.• Time: The pitch shifts over a particular amount of time, regardless of how far apart the pitches between the two sounds are. Default: Rate

Additional new SETTINGS parameter: “Pan”

[SETTINGS] button → [Sound] → Select the Voice section to be set → [Pan]

“Pan” can be determined for each of the Voice section (“Piano”, “E.Piano”, “Sub”) and be set over a range from L63 to C to R63.

When this is set to a value other than “C”, a bar is displayed on the split indication.



New Functions in CP Version 1.50

Yamaha has upgraded the CP firmware, adding the following new functions.

This manual describes additions and changes with respect to the Owner's Manual that came with your instrument.

- A new setting "Touch Sensitivity" has been added to the SETTINGS.
- New Voices have been added.
- New Live Set Sounds have been added.

Additional new SETTINGS parameter: “Touch Sensitivity”

[SETTINGS] → Selecting the Touch Sensitivity with encoder dial → [ENTER]

Touch Sensitivity has been added to the SETTINGS.

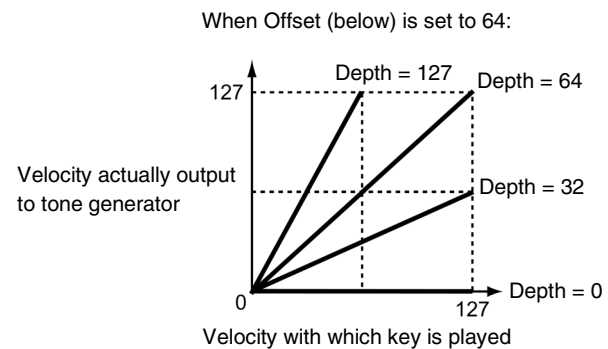
The Touch Sensitivity functions can be determined for each Voice section.

Touch Sensitivity

Parameter name	Description
Piano Depth	This parameter can be used to select how the velocities with which keys are played will affect the velocities actually output to the tone generator for the current Voice section. As shown in the graph below, the larger the value set, the greater the degree to which output velocities vary in response to changes in the playing velocity (i.e., the steeper the slope of the graph). If a value of 0 is set, the output velocities will be totally unaffected by different playing velocities, resulting in an response similar to that of an organ, where playing strength has practically no effect on the sound produced.

Settings: 0 – 127

Default: 64



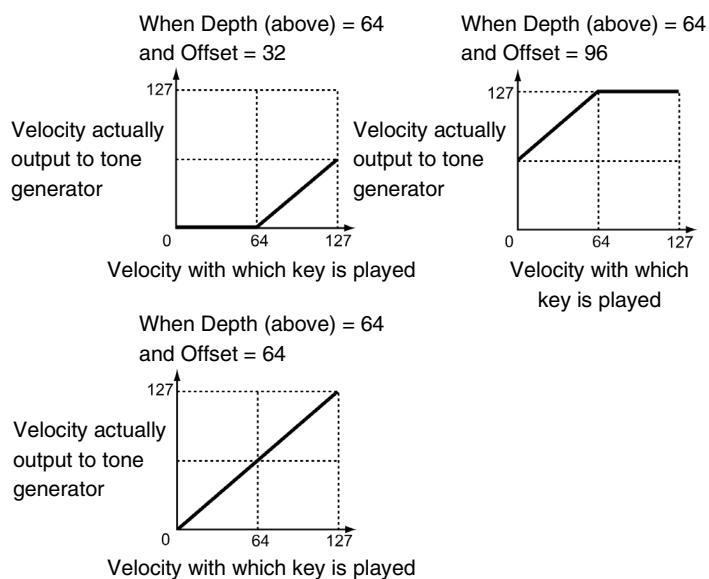
Parameter name	Description
----------------	-------------

Piano **Offset**

This parameter can be used to raise or lower all velocities output to the tone generator for the current Voice section. As shown in the graphs, 64 is subtracted from the value set here and the result is doubled to determine the actual amount by which the output velocities are adjusted. However, if the resultant output velocity is less than 1, a value of 1 is used; similarly, if the resultant output velocity is greater than 127, a value of 127 is used.

Settings: 0 – 127

Default: 64



E.Piano	Depth	(Same function as described in Piano Depth.)
	Offset	(Same function as described in Piano Offset.)
Sub	Depth	(Same function as described in Piano Depth.)
	Offset	(Same function as described in Piano Offset.)

Additional new Voices

This CP update provides 21 new Voices ().

Voice List

Section	Category	No.	Voice	CC No.	
PIANO	Grand Piano	01	CFX	1	
		02	Imperial	2	
		03	S700	3	
		04	Digi Piano	4	
		05	C7	58	
		06	CF3	92	
		07	Nashville C3	95	
		08	Live CF3	96	
		09	Hamburg Grand	107	
	Upright Piano	01	U1	5	
		02	SU7	6	
		03	Felt Piano	108	
	CP	01	CP80 1	7	
		02	CP80 2	8	
	Layered Piano	01	Piano Strings	9	
02		Piano Synth	10		
E.PIANO	Rd	01	78Rd	11	
		02	75Rd Funky	12	
		03	73Rd	13	
		04	67Rd Dark	59	
		05	67Rd Bright	60	
		06	73Rd Studio	93	
		07	74Rd Stage	94	
	Wr	01	Wr Warm	14	
		02	Wr Bright	15	
		03	Wr Wide	61	
	Clv	01	Clavi B	16	
		02	Clavi S	17	
		03	Harpsichord	18	
	DX	01	DX Legend	19	
		02	DX Woody	20	
		03	DX FTine	21	
		04	DX 7 II	22	
		05	DX Mellow	23	
		06	DX Crisp	24	
		07	DX Crisp	24	
	SUB	Pad/Strings	01	Mellow Pad	25
			02	Spectrum	26
			03	Back Pad	27
			04	Air Choir	28
			05	Natural Str	29
			06	Warm Strings	30
			07	OB Strings	31
08			Section Str	32	
09			Fat Saw Pad	62	
10			Noble Pad	63	
11			Pop Pad	64	
12			Analog Pad	65	
13			Itopia	66	
14			Marcato Str	67	
15			Slow Str	68	
16			Tape Str	69	
17			Oct Syn Str	70	
18			Angel Pad	97	
19			Mystic Pad	98	
20			JP Strings	99	
21			Pop Syn Str	100	
22			Fast Strings	101	
23			Pizzicato	102	
24			Dark Light	109	
25			Digi Pad	110	
26			Lite Strings	111	
27			Unison Str	112	
28			Violin	113	
29			Cello	114	

Section	Category	No.	Voice	CC No.
SUB	Organ	01	Bright Bars	33
		02	Click Organ	34
		03	Draw Organ 1	35
		04	All Bars Out	36
		05	Draw Organ 2	37
		06	60s Combo	38
		07	Compact	39
		08	Panther	40
		09	Pipe Organ 1	41
		10	Pipe Organ 2	42
		11	Accordion	103
		12	Musette	115
	Chromatic Perc.	01	Glocken	43
		02	Vibraphone	44
		03	Xylophone	45
		04	Marimba	46
		05	Brightness	47
		06	Nice Bell	48
		07	Stack Bell	49
		08	Jazz Vibes	71
		09	Marimba 2	72
		10	Kalimba	73
		11	Heaven Bell	74
	Others	01	Syn Lead 1	50
		02	Syn Lead 2	51
		03	Syn Bass	52
		04	E.Bass	53
		05	A.Bass	54
		06	Steel Gt	55
		07	Clean Gt	56
		08	Syn Brass	57
		09	Sine Lead	75
		10	Sync Saw	76
		11	Dirty Hook	77
		12	Classic Mini	78
		13	Funky Mini	79
		14	Nu Mini	80
		15	80s Pop Bass	81
		16	Sub Bass	82
		17	Unison Bass	83
18		Finger Bass	84	
19		Brass	85	
20		Syn Brass 2	86	
21		OB Brass 1	87	
22		OB Brass 2	88	
23		Jazz Flute	89	
24		Tape Flute	90	
25		Harmonica	91	
26		Classic Gt	104	
27		Steel Gt 2	105	
28		Sf. Brass	106	
29	12Strings Gt	116		
30	Clean Gt 2	117		
31	Syn Brass 3	118		
32	Horn	119		
33	Sax Section	120		
34	Soprano Sax	121		
35	Alto Sax	122		
36	Tenor Sax	123		
37	Baritone Sax	124		
38	Soft Square	125		
39	Calliope Lead	126		
40	1o1 Bass	127		

Additional new Live Set Sounds

This CP update provides new Live Set Sounds ().

Live Set Sound List

Page	No	Name	Split Point	Section	Voice Name	MSB	LSB	PC
1	1	Natural CFX	G2	Piano	CFX	63	0	1
				E.Piano	-			
				Sub	-			
1	2	NaturalImperial	G2	Piano	Imperial	63	0	2
				E.Piano	-			
				Sub	-			
1	3	Jazz S700	G2	Piano	S700	63	0	3
				E.Piano	-			
				Sub	-			
1	4	Rock Upright	G2	Piano	U1	63	0	4
				E.Piano	-			
				Sub	-			
1	5	Simple 78	G2	Piano	-	63	0	5
				E.Piano	78Rd			
				Sub	-			
1	6	Funky Tines	G2	Piano	-	63	0	6
				E.Piano	75Rd Funky			
				Sub	-			
1	7	Tremolo Wr	G2	Piano	-	63	0	7
				E.Piano	Wr Warm			
				Sub	-			
1	8	Clavi B Amped	G2	Piano	-	63	0	8
				E.Piano	Clavi B			
				Sub	-			
2	1	CFX+DX Legend	G2	Piano	CFX	63	1	1
				E.Piano	DX Legend			
				Sub	-			
2	2	A.Bass/78Rd	G2	Piano	U1	63	1	2
				E.Piano	78Rd			
				Sub	A.Bass			
2	3	80s El Grand	G2	Piano	CP80 1	63	1	3
				E.Piano	-			
				Sub	-			
2	4	Brite Pop 8ve	G2	Piano	Digi Piano	63	1	4
				E.Piano	DX Legend			
				Sub	OB Strings			
2	5	E.Bass/78Rd	G2	Piano	-	63	1	5
				E.Piano	78Rd			
				Sub	E.Bass			
2	6	Driven Wr+Pad	G2	Piano	-	63	1	6
				E.Piano	Wr Warm			
				Sub	Warm Strings			
2	7	Imperial + Str	G2	Piano	Imperial	63	1	7
				E.Piano	-			
				Sub	Section Str			
2	8	Ghostly U1	G2	Piano	U1	63	1	8
				E.Piano	Wr Warm			
				Sub	-			
3	1	Rock Grand	G2	Piano	CFX	63	2	1
				E.Piano	-			
				Sub	-			
3	2	S700 + Pad	G2	Piano	S700	63	2	2
				E.Piano	-			
				Sub	OB Strings			
3	3	MonoCmp CFX	G2	Piano	CFX	63	2	3
				E.Piano	-			
				Sub	-			
3	4	Lo Fi Grand	G2	Piano	CFX	63	2	4
				E.Piano	-			
				Sub	-			
3	5	Piano Grind Pad	G2	Piano	Piano Synth	63	2	5
				E.Piano	73Rd			
				Sub	Mellow Pad			
3	6	Lush Love	G2	Piano	Imperial	63	2	6
				E.Piano	78Rd			
				Sub	Brightness			

Page	No	Name	Split Point	Section	Voice Name	MSB	LSB	PC
3	7	Big S700	G2	Piano	S700	63	2	7
				E.Piano	73Rd			
				Sub	OB Strings			
3	8	Piano Scape	G2	Piano	Imperial	63	2	8
				E.Piano	DX Legend			
				Sub	Mellow Pad			
4	1	Compressed CFX	G2	Piano	CFX	63	3	1
				E.Piano	-			
				Sub	-			
4	2	Kinda Squashed	G2	Piano	Imperial	63	3	2
				E.Piano	-			
				Sub	-			
4	3	Layered CFX	G2	Piano	CFX	63	3	3
				E.Piano	75Rd Funky			
				Sub	Mellow Pad			
4	4	Chorus CFX	G2	Piano	CFX	63	3	4
				E.Piano	-			
				Sub	-			
4	5	Upright	G2	Piano	U1	63	3	5
				E.Piano	-			
				Sub	-			
4	6	A Tacky Piano	G2	Piano	SU7	63	3	6
				E.Piano	75Rd Funky			
				Sub	Brightness			
4	7	HonkyTonk Piano	G2	Piano	U1	63	3	7
				E.Piano	-			
				Sub	-			
4	8	Old Record	G2	Piano	U1	63	3	8
				E.Piano	-			
				Sub	-			
5	1	Case 73	G2	Piano	-	63	4	1
				E.Piano	73Rd			
				Sub	-			
5	2	Chimin' Tines	G2	Piano	Digi Piano	63	4	2
				E.Piano	78Rd			
				Sub	Glocken			
5	3	Slow Phase	G2	Piano	-	63	4	3
				E.Piano	73Rd			
				Sub	-			
5	4	73 Tines OD	G2	Piano	-	63	4	4
				E.Piano	73Rd			
				Sub	-			
5	5	Fast Phaser	G2	Piano	-	63	4	5
				E.Piano	75Rd Funky			
				Sub	-			
5	6	Ampy Funk	G2	Piano	-	63	4	6
				E.Piano	75Rd Funky			
				Sub	-			
5	7	Wet Phase	G2	Piano	-	63	4	7
				E.Piano	78Rd			
				Sub	-			
5	8	78 & Pad	G2	Piano	-	63	4	8
				E.Piano	78Rd			
				Sub	Mellow Pad			
6	1	Wr Bright	G2	Piano	-	63	5	1
				E.Piano	Wr Bright			
				Sub	-			
6	2	Wr Comp	G2	Piano	-	63	5	2
				E.Piano	Wr Warm			
				Sub	-			
6	3	Clavi B	G2	Piano	-	63	5	3
				E.Piano	Clavi B			
				Sub	-			
6	4	Driven S	G2	Piano	-	63	5	4
				E.Piano	Clavi S			
				Sub	-			

Page	No	Name	Split Point	Section	Voice Name	MSB	LSB	PC
6	5	Clavi Wah Dist	G2	Piano	-	63	5	5
				E.Piano	Clavi B			
				Sub	-			
6	6	Squeeze B	G2	Piano	-	63	5	6
				E.Piano	Clavi B			
				Sub	-			
6	7	Long Chorus S	G2	Piano	-	63	5	7
				E.Piano	Clavi S			
				Sub	-			
6	8	Rock Wr w/Ba	G2	Piano	Digi Piano	63	5	8
				E.Piano	Wr Bright			
				Sub	E.Bass			
7	1	CP80 Comp	G2	Piano	CP80 1	63	6	1
				E.Piano	-			
				Sub	-			
7	2	Natural CP80	G2	Piano	CP80 2	63	6	2
				E.Piano	-			
				Sub	-			
7	3	Chorus Legend	G2	Piano	-	63	6	3
				E.Piano	DX Legend			
				Sub	-			
7	4	Chorus FTine	G2	Piano	-	63	6	4
				E.Piano	DX FTine			
				Sub	Mellow Pad			
7	5	Chorus 7II	G2	Piano	-	63	6	5
				E.Piano	DX 7 II			
				Sub	-			
7	6	Legend + Pad	G2	Piano	-	63	6	6
				E.Piano	DX Legend			
				Sub	OB Strings			
7	7	SynBass/DXEP	G2	Piano	-	63	6	7
				E.Piano	DX Mellow			
				Sub	Syn Bass			
7	8	Digi DX Pads	G2	Piano	Digi Piano	63	6	8
				E.Piano	DX Legend			
				Sub	Mellow Pad			
8	1	Bright Bars	G2	Piano	-	63	7	1
				E.Piano	-			
				Sub	Bright Bars			
8	2	All Bars Out	G2	Piano	-	63	7	2
				E.Piano	-			
				Sub	All Bars Out			
8	3	PipeOrgan1	G2	Piano	-	63	7	3
				E.Piano	-			
				Sub	Pipe Organ 1			
8	4	PipeOrgan2	G2	Piano	-	63	7	4
				E.Piano	-			
				Sub	Pipe Organ 2			
8	5	The Red Combo	G2	Piano	-	63	7	5
				E.Piano	-			
				Sub	60s Combo			
8	6	Italian Combo	G2	Piano	-	63	7	6
				E.Piano	-			
				Sub	Compact			
8	7	Aggro Syn Pad	G2	Piano	-	63	7	7
				E.Piano	78Rd			
				Sub	Panther			
8	8	RdBa/60sCombo	G2	Piano	-	63	7	8
				E.Piano	78Rd			
				Sub	60s Combo			
9	1	Strings1	G2	Piano	-	63	8	1
				E.Piano	-			
				Sub	Natural Str			
9	2	Strings2	G2	Piano	-	63	8	2
				E.Piano	-			
				Sub	Section Str			
9	3	Synth Pad1	G2	Piano	-	63	8	3
				E.Piano	-			
				Sub	Mellow Pad			
9	4	Synth Pad2	G2	Piano	-	63	8	4
				E.Piano	-			
				Sub	Warm Strings			
9	5	Vibraphone	G2	Piano	-	63	8	5
				E.Piano	-			
				Sub	Vibraphone			
9	6	Nice Bell	G2	Piano	-	63	8	6
				E.Piano	-			
				Sub	Nice Bell			

Page	No	Name	Split Point	Section	Voice Name	MSB	LSB	PC
9	7	Syn Brass	G2	Piano	-	63	8	7
				E.Piano	-			
				Sub	Syn Brass			
9	8	Syn Lead1	G2	Piano	-	63	8	8
				E.Piano	78Rd			
				Sub	Syn Lead 1			
10	1	Harpischord	G2	Piano	-	63	9	1
				E.Piano	Harpischord			
				Sub	-			
10	2	Electric Harpsi	G2	Piano	-	63	9	2
				E.Piano	Harpischord			
				Sub	-			
10	3	Pipes Rd PBMW	G2	Piano	Digi Piano	63	9	3
				E.Piano	78Rd			
				Sub	Pipe Organ 2			
10	4	Funky w/RdBass	G2	Piano	CP80 1	63	9	4
				E.Piano	78Rd			
				Sub	Marimba			
10	5	Rough Lead	G2	Piano	CP80 2	63	9	5
				E.Piano	78Rd			
				Sub	Back Pad			
10	6	Clavi Syn Wah	G2	Piano	-	63	9	6
				E.Piano	Clavi B			
				Sub	Syn Lead 1			
10	7	Chimin' Crs	G2	Piano	Digi Piano	63	9	7
				E.Piano	75Rd Funky			
				Sub	Glocken			
10	8	Brite Pop	G2	Piano	Digi Piano	63	9	8
				E.Piano	DX Legend			
				Sub	OB Strings			
11	1	Back to 60s SP	G2	Piano	-	63	10	1
				E.Piano	67Rd Dark			
				Sub	-			
11	2	80s Piano JG	G2	Piano	C7	63	10	2
				E.Piano	78Rd			
				Sub	-			
11	3	NaturalWrWideJG	G2	Piano	-	63	10	3
				E.Piano	Wr Wide			
				Sub	-			
11	4	Chorused67Rd SP	G2	Piano	-	63	10	4
				E.Piano	67Rd Bright			
				Sub	-			
11	5	R&B Ballad NS	G2	Piano	-	63	10	5
				E.Piano	67Rd Dark			
				Sub	-			
11	6	Squashed C7 NS	G2	Piano	C7	63	10	6
				E.Piano	-			
				Sub	-			
11	7	WrWideChorus SP	G2	Piano	-	63	10	7
				E.Piano	Wr Wide			
				Sub	-			
11	8	Driven 67Rd JG	G2	Piano	-	63	10	8
				E.Piano	67Rd Bright			
				Sub	-			
12	1	CFX + Slow Str	G2	Piano	CFX	63	11	1
				E.Piano	-			
				Sub	Slow Str			
12	2	C7 + Noble Pad	G2	Piano	C7	63	11	2
				E.Piano	-			
				Sub	Noble Pad			
12	3	78Rd+AnalogPad	G2	Piano	-	63	11	3
				E.Piano	78Rd			
				Sub	Analog Pad			
12	4	78Rd+OBBrass MW	G2	Piano	-	63	11	4
				E.Piano	78Rd			
				Sub	OB Brass 1			
12	5	Sync Saw/DX EP	C3	Piano	-	63	11	5
				E.Piano	DX Legend			
				Sub	Sync Saw			
12	6	Fat Saw Pad MW	G2	Piano	-	63	11	6
				E.Piano	-			
				Sub	Fat Saw Pad			
12	7	OB Brass	G2	Piano	-	63	11	7
				E.Piano	-			
				Sub	OB Brass 2			
12	8	Marcato Str	G2	Piano	-	63	11	8
				E.Piano	-			
				Sub	Marcato Str			

Page	No	Name	Split Point	Section	Voice Name	MSB	LSB	PC
13	1	73Rd Studio	G2	Piano	-	63	12	1
				E.Piano	73Rd Studio			
				Sub	-			
13	2	73Rd Chorus	G2	Piano	-	63	12	2
				E.Piano	73Rd Studio			
				Sub	-			
13	3	73Rd+AnalogPad	G2	Piano	-	63	12	3
				E.Piano	73Rd Studio			
				Sub	Analog Pad			
13	4	73Rd+AP	G2	Piano	C7	63	12	4
				E.Piano	73Rd Studio			
				Sub	-			
13	5	74Rd Stage	G2	Piano	-	63	12	5
				E.Piano	74Rd Stage			
				Sub	-			
13	6	Overdriven 74Rd	G2	Piano	-	63	12	6
				E.Piano	74Rd Stage			
				Sub	-			
13	7	CF3	G2	Piano	CF3	63	12	7
				E.Piano	-			
				Sub	-			
13	8	CF3+AnalogPad	G2	Piano	CF3	63	12	8
				E.Piano	-			
				Sub	Analog Pad			
14	1	Nashville C3	G2	Piano	Nashville C3	63	13	1
				E.Piano	-			
				Sub	-			
14	2	Nville C3 Comp	G2	Piano	Nashville C3	63	13	2
				E.Piano	-			
				Sub	-			
14	3	Fat Jazz Ballad	G2	Piano	Nashville C3	63	13	3
				E.Piano	78Rd			
				Sub	Vibraphone			
14	4	Fundamental Pad	G2	Piano	Nashville C3	63	13	4
				E.Piano	73Rd			
				Sub	Analog Pad			
14	5	Live CF3	G2	Piano	Live CF3	63	13	5
				E.Piano	-			
				Sub	-			
14	6	WestCoast CF3	G2	Piano	Live CF3	63	13	6
				E.Piano	78Rd			
				Sub	Analog Pad			
14	7	Gospel CF3	G2	Piano	Live CF3	63	13	7
				E.Piano	-			
				Sub	-			
14	8	Piano Pad CF3	G2	Piano	Live CF3	63	13	8
				E.Piano	-			
				Sub	Analog Pad			
15	1	Hamburg Grand	G2	Piano	Hamburg Grand	63	14	1
				E.Piano	-			
				Sub	-			
15	2	Ambient Hamburg	G2	Piano	Hamburg Grand	63	14	2
				E.Piano	-			
				Sub	-			
15	3	Soft Ballad H-G	G2	Piano	Hamburg Grand	63	14	3
				E.Piano	78Rd			
				Sub	-			
15	4	Romance Layer	G2	Piano	Hamburg Grand	63	14	4
				E.Piano	-			
				Sub	Slow Str			
15	5	Felt Piano	G2	Piano	Felt Piano	63	14	5
				E.Piano	-			
				Sub	-			
15	6	Night Moods	G2	Piano	Felt Piano	63	14	6
				E.Piano	67Rd Dark			
				Sub	Analog Pad			
15	7	Big MusicBox	G2	Piano	Felt Piano	63	14	7
				E.Piano	DX FTine			
				Sub	E.Bass			
15	8	All Mellow	G2	Piano	Felt Piano	63	14	8
				E.Piano	Wr Wide			
				Sub	Soft Square			

New Functions in CP Version 1.40

Yamaha has upgraded the CP firmware, adding the following new functions.

This manual describes additions and changes with respect to the Owner's Manual that came with your instrument.

- Operability has been improved.
- New Voices have been added.
- New Live Set Sounds have been added.

Improved operability

To call up the Voice list, press and hold or double-click the Voice select switch on the top screen.



NOTE

The Voice list is not shown in categories with five or fewer Voice numbers.

When you press the [Enter] button on a screen showing a parameter value, the level in the hierarchy now returns to the previous one. This allows you to set other parameters continuously. Press and hold the [EXIT] button to return to the top screen.

NOTE

When you are in the MENU screen, press the [MENU] button to return to the top screen. When you are in the SETTINGS screen, press the [SETTINGS] button to return to the top screen.

Additional new Voices

This CP update provides 12 new Voices ().

Voice List

Section	Category	No.	Voice	CC No.	
PIANO	Grand Piano	01	CFX	1	
		02	Imperial	2	
		03	S700	3	
		04	Digi Piano	4	
		05	C7	58	
		06	CF3	92	
		07	Nashville C3	95	
		08	Live CF3	96	
	Upright Piano	01	U1	5	
		02	SU7	6	
	CP	01	CP80 1	7	
		02	CP80 2	8	
	Layered Piano	01	Piano Strings	9	
		02	Piano Synth	10	
E.PIANO	Rd	01	78Rd	11	
		02	75Rd Funky	12	
		03	73Rd	13	
		04	67Rd Dark	59	
		05	67Rd Bright	60	
		06	73Rd Studio	93	
		07	74Rd Stage	94	
	Wr	01	Wr Warm	14	
		02	Wr Bright	15	
		03	Wr Wide	61	
	Clv	01	Clavi B	16	
		02	Clavi S	17	
		03	Harpsichord	18	
	DX	01	DX Legend	19	
		02	DX Woody	20	
		03	DX FTine	21	
		04	DX 7 II	22	
		05	DX Mellow	23	
		06	DX Crisp	24	
	SUB	Pad/Strings	01	Mellow Pad	25
			02	Spectrum	26
			03	Back Pad	27
			04	Air Choir	28
			05	Natural Str	29
			06	Warm Strings	30
			07	OB Strings	31
			08	Section Str	32
			09	Fat Saw Pad	62
10			Noble Pad	63	
11			Pop Pad	64	
12			Analog Pad	65	
13			Itopia	66	
14			Marcato Str	67	
15			Slow Str	68	
16			Tape Str	69	
17			Oct Syn Str	70	
18			Angel Pad	97	
19			Mystic Pad	98	
20			JP Strings	99	
21			Pop Syn Str	100	
22			Fast Strings	101	
23			Pizzicato	102	
Organ		01	Bright Bars	33	
		02	Click Organ	34	
		03	Draw Organ 1	35	
		04	All Bars Out	36	
		05	Draw Organ 2	37	
		06	60s Combo	38	
		07	Compact	39	
		08	Panther	40	
		09	Pipe Organ 1	41	
10		Pipe Organ 2	42		
11		Accordion	103		
Chromatic Perc.		01	Glocken	43	
	02	Vibraphone	44		

Section	Category	No.	Voice	CC No.	
SUB		03	Xylophone	45	
		04	Marimba	46	
		05	Brightness	47	
		06	Jazz Vibes	71	
		07	Marimba 2	72	
		08	Kalimba	73	
		09	Heaven Bell	74	
		10	Nice Bell	48	
		11	Stack Bell	49	
		Others	01	Syn Lead 1	50
			02	Syn Lead 2	51
	03		Syn Bass	52	
	04		E.Bass	53	
	05		A.Bass	54	
	06		Steel Gt	55	
	07		Clean Gt	56	
	08		Syn Brass	57	
	09		Sine Lead	75	
	10		Sync Saw	76	
	11		Dirty Hook	77	
	12		Classic Mini	78	
	13		Funky Mini	79	
	14		Nu Mini	80	
	15		80s Pop Bass	81	
	16		Sub Bass	82	
	17		Unison Bass	83	
	18	Finger Bass	84		
	19	Brass	85		
20	Syn Brass 2	86			
21	OB Brass 1	87			
22	OB Brass 2	88			
23	Jazz Flute	89			
24	Tape Flute	90			
25	Harmonica	91			
26	Classic Gt	104			
27	Steel Gt 2	105			
28	Sf. Brass	106			

Additional new Live Set Sounds

This CP update provides new Live Set Sounds ().

Live Set Sound List

Page	No	Name	Split Point	Section	Voice Name	MSB	LSB	PC
1	1	Natural CFX	G2	Piano	CFX	63	0	1
				E.Piano	-			
				Sub	-			
1	2	NaturalImperial	G2	Piano	Imperial	63	0	2
				E.Piano	-			
				Sub	-			
1	3	Jazz S700	G2	Piano	S700	63	0	3
				E.Piano	-			
				Sub	-			
1	4	Rock Upright	G2	Piano	U1	63	0	4
				E.Piano	-			
				Sub	-			
1	5	Simple 78	G2	Piano	-	63	0	5
				E.Piano	78Rd			
				Sub	-			
1	6	Funky Tines	G2	Piano	-	63	0	6
				E.Piano	75Rd Funky			
				Sub	-			
1	7	Tremolo Wr	G2	Piano	-	63	0	7
				E.Piano	Wr Warm			
				Sub	-			
1	8	Clavi B Amped	G2	Piano	-	63	0	8
				E.Piano	Clavi B			
				Sub	-			
2	1	CFX+DX Legend	G2	Piano	CFX	63	1	1
				E.Piano	DX Legend			
				Sub	-			
2	2	A.Bass/78Rd	G2	Piano	U1	63	1	2
				E.Piano	78Rd			
				Sub	A.Bass			
2	3	80s El Grand	G2	Piano	CP80 1	63	1	3
				E.Piano	-			
				Sub	-			
2	4	Brite Pop 8ve	G2	Piano	Digi Piano	63	1	4
				E.Piano	DX Legend			
				Sub	OB Strings			
2	5	E.Bass/78Rd	G2	Piano	-	63	1	5
				E.Piano	78Rd			
				Sub	E.Bass			
2	6	Driven Wr+Pad	G2	Piano	-	63	1	6
				E.Piano	Wr Warm			
				Sub	Warm Strings			
2	7	Imperial + Str	G2	Piano	Imperial	63	1	7
				E.Piano	-			
				Sub	Section Str			
2	8	Ghostly U1	G2	Piano	U1	63	1	8
				E.Piano	Wr Warm			
				Sub	-			
3	1	Rock Grand	G2	Piano	CFX	63	2	1
				E.Piano	-			
				Sub	-			
3	2	S700 + Pad	G2	Piano	S700	63	2	2
				E.Piano	-			
				Sub	OB Strings			
3	3	MonoCmp CFX	G2	Piano	CFX	63	2	3
				E.Piano	-			
				Sub	-			
3	4	Lo Fi Grand	G2	Piano	CFX	63	2	4
				E.Piano	-			
				Sub	-			
3	5	Piano Grind Pad	G2	Piano	Piano Synth	63	2	5
				E.Piano	73Rd			
				Sub	Mellow Pad			
3	6	Lush Love	G2	Piano	Imperial	63	2	6
				E.Piano	78Rd			
				Sub	Brightness			

Page	No	Name	Split Point	Section	Voice Name	MSB	LSB	PC
3	7	Big S700	G2	Piano	S700	63	2	7
				E.Piano	73Rd			
				Sub	OB Strings			
3	8	Piano Scape	G2	Piano	Imperial	63	2	8
				E.Piano	DX Legend			
				Sub	Mellow Pad			
4	1	Compressed CFX	G2	Piano	CFX	63	3	1
				E.Piano	-			
				Sub	-			
4	2	Kinda Squashed	G2	Piano	Imperial	63	3	2
				E.Piano	-			
				Sub	-			
4	3	Layered CFX	G2	Piano	CFX	63	3	3
				E.Piano	75Rd Funky			
				Sub	Mellow Pad			
4	4	Chorus CFX	G2	Piano	CFX	63	3	4
				E.Piano	-			
				Sub	-			
4	5	Upright	G2	Piano	U1	63	3	5
				E.Piano	-			
				Sub	-			
4	6	A Tacky Piano	G2	Piano	SU7	63	3	6
				E.Piano	75Rd Funky			
				Sub	Brightness			
4	7	HonkyTonk Piano	G2	Piano	U1	63	3	7
				E.Piano	-			
				Sub	-			
4	8	Old Record	G2	Piano	U1	63	3	8
				E.Piano	-			
				Sub	-			
5	1	Case 73	G2	Piano	-	63	4	1
				E.Piano	73Rd			
				Sub	-			
5	2	Chimin' Tines	G2	Piano	Digi Piano	63	4	2
				E.Piano	78Rd			
				Sub	Glocken			
5	3	Slow Phase	G2	Piano	-	63	4	3
				E.Piano	73Rd			
				Sub	-			
5	4	73 Tines OD	G2	Piano	-	63	4	4
				E.Piano	73Rd			
				Sub	-			
5	5	Fast Phaser	G2	Piano	-	63	4	5
				E.Piano	75Rd Funky			
				Sub	-			
5	6	Ampy Funk	G2	Piano	-	63	4	6
				E.Piano	75Rd Funky			
				Sub	-			
5	7	Wet Phase	G2	Piano	-	63	4	7
				E.Piano	78Rd			
				Sub	-			
5	8	78 & Pad	G2	Piano	-	63	4	8
				E.Piano	78Rd			
				Sub	Mellow Pad			
6	1	Wr Bright	G2	Piano	-	63	5	1
				E.Piano	Wr Bright			
				Sub	-			
6	2	Wr Comp	G2	Piano	-	63	5	2
				E.Piano	Wr Warm			
				Sub	-			
6	3	Clavi B	G2	Piano	-	63	5	3
				E.Piano	Clavi B			
				Sub	-			
6	4	Driven S	G2	Piano	-	63	5	4
				E.Piano	Clavi S			
				Sub	-			

Page	No	Name	Split Point	Section	Voice Name	MSB	LSB	PC
6	5	Clavi Wah Dist	G2	Piano	-	63	5	5
				E.Piano	Clavi B			
				Sub	-			
6	6	Squeeze B	G2	Piano	-	63	5	6
				E.Piano	Clavi B			
				Sub	-			
6	7	Long Chorus S	G2	Piano	-	63	5	7
				E.Piano	Clavi S			
				Sub	-			
6	8	Rock Wr w/Ba	G2	Piano	Digi Piano	63	5	8
				E.Piano	Wr Bright			
				Sub	E.Bass			
7	1	CP80 Comp	G2	Piano	CP80 1	63	6	1
				E.Piano	-			
				Sub	-			
7	2	Natural CP80	G2	Piano	CP80 2	63	6	2
				E.Piano	-			
				Sub	-			
7	3	Chorus Legend	G2	Piano	-	63	6	3
				E.Piano	DX Legend			
				Sub	-			
7	4	Chorus FTine	G2	Piano	-	63	6	4
				E.Piano	DX FTine			
				Sub	Mellow Pad			
7	5	Chorus 7II	G2	Piano	-	63	6	5
				E.Piano	DX 7 II			
				Sub	-			
7	6	Legend + Pad	G2	Piano	-	63	6	6
				E.Piano	DX Legend			
				Sub	OB Strings			
7	7	SynBass/DXEP	G2	Piano	-	63	6	7
				E.Piano	DX Mellow			
				Sub	Syn Bass			
7	8	Digi DX Pads	G2	Piano	Digi Piano	63	6	8
				E.Piano	DX Legend			
				Sub	Mellow Pad			
8	1	Bright Bars	G2	Piano	-	63	7	1
				E.Piano	-			
				Sub	Bright Bars			
8	2	All Bars Out	G2	Piano	-	63	7	2
				E.Piano	-			
				Sub	All Bars Out			
8	3	PipeOrgan1	G2	Piano	-	63	7	3
				E.Piano	-			
				Sub	Pipe Organ 1			
8	4	PipeOrgan2	G2	Piano	-	63	7	4
				E.Piano	-			
				Sub	Pipe Organ 2			
8	5	The Red Combo	G2	Piano	-	63	7	5
				E.Piano	-			
				Sub	60s Combo			
8	6	Italian Combo	G2	Piano	-	63	7	6
				E.Piano	-			
				Sub	Compact			
8	7	Aggro Syn Pad	G2	Piano	-	63	7	7
				E.Piano	78Rd			
				Sub	Panther			
8	8	RdBa/60sCombo	G2	Piano	-	63	7	8
				E.Piano	78Rd			
				Sub	60s Combo			
9	1	Strings1	G2	Piano	-	63	8	1
				E.Piano	-			
				Sub	Natural Str			
9	2	Strings2	G2	Piano	-	63	8	2
				E.Piano	-			
				Sub	Section Str			
9	3	Synth Pad1	G2	Piano	-	63	8	3
				E.Piano	-			
				Sub	Mellow Pad			
9	4	Synth Pad2	G2	Piano	-	63	8	4
				E.Piano	-			
				Sub	Warm Strings			
9	5	Vibraphone	G2	Piano	-	63	8	5
				E.Piano	-			
				Sub	Vibraphone			
9	6	Nice Bell	G2	Piano	-	63	8	6
				E.Piano	-			
				Sub	Nice Bell			

Page	No	Name	Split Point	Section	Voice Name	MSB	LSB	PC
9	7	Syn Brass	G2	Piano	-	63	8	7
				E.Piano	-			
				Sub	Syn Brass			
9	8	Syn Lead1	G2	Piano	-	63	8	8
				E.Piano	78Rd			
				Sub	Syn Lead 1			
10	1	Harpichord	G2	Piano	-	63	9	1
				E.Piano	Harpichord			
				Sub	-			
10	2	Electric Harpsi	G2	Piano	-	63	9	2
				E.Piano	Harpichord			
				Sub	-			
10	3	Pipes Rd PBMW	G2	Piano	Digi Piano	63	9	3
				E.Piano	78Rd			
				Sub	Pipe Organ 2			
10	4	Funky w/RdBass	G2	Piano	CP80 1	63	9	4
				E.Piano	78Rd			
				Sub	Marimba			
10	5	Rough Lead	G2	Piano	CP80 2	63	9	5
				E.Piano	78Rd			
				Sub	Back Pad			
10	6	Clavi Syn Wah	G2	Piano	-	63	9	6
				E.Piano	Clavi B			
				Sub	Syn Lead 1			
10	7	Chimin' Crs	G2	Piano	Digi Piano	63	9	7
				E.Piano	75Rd Funky			
				Sub	Glocken			
10	8	Brite Pop	G2	Piano	Digi Piano	63	9	8
				E.Piano	DX Legend			
				Sub	OB Strings			
11	1	Back to 60s SP	G2	Piano	-	63	10	1
				E.Piano	67Rd Dark			
				Sub	-			
11	2	80s Piano JG	G2	Piano	C7	63	10	2
				E.Piano	78Rd			
				Sub	-			
11	3	NaturalWrWideJG	G2	Piano	-	63	10	3
				E.Piano	Wr Wide			
				Sub	-			
11	4	Chorused67Rd SP	G2	Piano	-	63	10	4
				E.Piano	67Rd Bright			
				Sub	-			
11	5	R&B Ballad NS	G2	Piano	-	63	10	5
				E.Piano	67Rd Dark			
				Sub	-			
11	6	Squashed C7 NS	G2	Piano	C7	63	10	6
				E.Piano	-			
				Sub	-			
11	7	WrWideChorus SP	G2	Piano	-	63	10	7
				E.Piano	Wr Wide			
				Sub	-			
11	8	Driven 67Rd JG	G2	Piano	-	63	10	8
				E.Piano	67Rd Bright			
				Sub	-			
12	1	CFX + Slow Str	G2	Piano	CFX	63	11	1
				E.Piano	-			
				Sub	Slow Str			
12	2	C7 + Noble Pad	G2	Piano	C7	63	11	2
				E.Piano	-			
				Sub	Noble Pad			
12	3	78Rd+AnalogPad	G2	Piano	-	63	11	3
				E.Piano	78Rd			
				Sub	Analog Pad			
12	4	78Rd+OBBrass MW	G2	Piano	-	63	11	4
				E.Piano	78Rd			
				Sub	OB Brass 1			
12	5	Sync Saw/DX EP	C3	Piano	-	63	11	5
				E.Piano	DX Legend			
				Sub	Sync Saw			
12	6	Fat Saw Pad MW	G2	Piano	-	63	11	6
				E.Piano	-			
				Sub	Fat Saw Pad			
12	7	OB Brass	G2	Piano	-	63	11	7
				E.Piano	-			
				Sub	OB Brass 2			
12	8	Marcato Str	G2	Piano	-	63	11	8
				E.Piano	-			
				Sub	Marcato Str			

Page	No	Name	Split Point	Section	Voice Name	MSB	LSB	PC
13	1	73Rd Studio	G2	Piano	-	63	12	1
				E.Piano	73Rd Studio			
				Sub	-			
13	2	73Rd Chorus	G2	Piano	-	63	12	2
				E.Piano	73Rd Studio			
				Sub	-			
13	3	73Rd+AnalogPad	G2	Piano	-	63	12	3
				E.Piano	73Rd Studio			
				Sub	Analog Pad			
13	4	73Rd+AP	G2	Piano	C7	63	12	4
				E.Piano	73Rd Studio			
				Sub	-			
13	5	74Rd Stage	G2	Piano	-	63	12	5
				E.Piano	74Rd Stage			
				Sub	-			
13	6	Overdriven 74Rd	G2	Piano	-	63	12	6
				E.Piano	74Rd Stage			
				Sub	-			
13	7	CF3	G2	Piano	CF3	63	12	7
				E.Piano	-			
				Sub	-			
13	8	CF3+AnalogPad	G2	Piano	CF3	63	12	8
				E.Piano	-			
				Sub	Analog Pad			
14	1	Nashville C3	G2	Piano	Nashville C3	63	13	1
				E.Piano	-			
				Sub	-			
14	2	Nville C3 Comp	G2	Piano	Nashville C3	63	13	2
				E.Piano	-			
				Sub	-			
14	3	Fat Jazz Ballad	G2	Piano	Nashville C3	63	13	3
				E.Piano	78Rd			
				Sub	Vibraphone			
14	4	Fundamental Pad	G2	Piano	Nashville C3	63	13	4
				E.Piano	73Rd			
				Sub	Analog Pad			
14	5	Live CF3	G2	Piano	Live CF3	63	13	5
				E.Piano	-			
				Sub	-			
14	6	WestCoast CF3	G2	Piano	Live CF3	63	13	6
				E.Piano	78Rd			
				Sub	Analog Pad			
14	7	Gospel CF3	G2	Piano	Live CF3	63	13	7
				E.Piano	-			
				Sub	-			
14	8	Piano Pad CF3	G2	Piano	Live CF3	63	13	8
				E.Piano	-			
				Sub	Analog Pad			

New Functions in CP Version 1.30

Yamaha has upgraded the CP firmware, adding the following new functions.

This manual describes additions and changes with respect to the Owner's Manual that came with your instrument.


- You can now store Master EQ settings to the Live Set Sound.
- Operability has been improved.
- New Voices have been added.
- New Live Set Sounds have been added.

Storing Master EQ settings to the Live Set Sound

[SETTINGS] → Selecting the Function with encoder dial → [ENTER]

Live Set EQ has been added to the Function section.

Function

Function name	Description
Live Set EQ	<p>Mode SW</p> <p>Determines whether or not to store the Master EQ settings to the Live Set Sound. When this is set to "On," an EQ icon is displayed in the Top screen.</p> 
EQ Settings	<p>You can check the saved Master EQ settings in the EQ settings. You can also set the EQ using the EQ settings, as well as with the knobs and buttons.</p>
High Gain	<p>Use this knob to adjust the gain of the high EQ band (5 kHz).</p> <p>Settings: -12 dB – +12 dB</p>
Mid Gain	<p>Use this knob to adjust the gain of the mid EQ band (100 Hz – 10 kHz).</p> <p>Settings: -12 dB – +12 dB</p>
Mid Frequency	<p>Use this knob to adjust the center frequency of the midrange.</p> <p>Settings: 100 Hz – 10 kHz</p>
Low Gain	<p>Use this knob to adjust the gain of the low EQ band (80 Hz).</p> <p>Settings: -12 dB – +12 dB</p>
ON/OFF	<p>Use this function to determine whether to apply the Master EQ (ON) or not (OFF).</p>

Improved operability

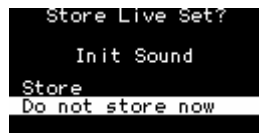
The setting at the start of the operation is also shown in the display along with the newly changed setting.



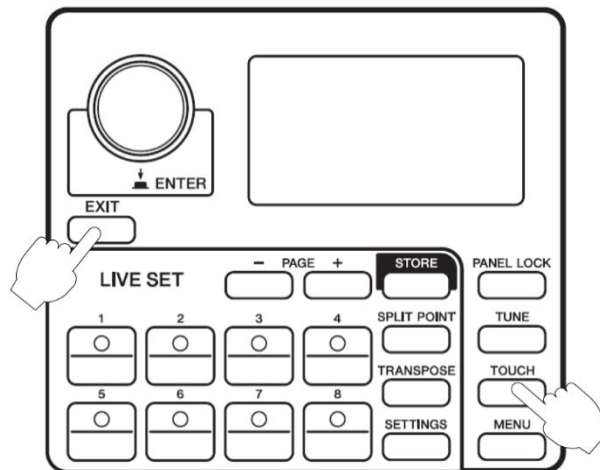
When you press [ENTER] on the Name display, a popup appears prompting you to either store or not store the settings. Select "Store" to go to the Store display, or select "Do not store now" to return to the Home display, with setting only the Live Set name.

NOTE

Keep in mind that the Live Set name is not stored when you select "Do not store now." If you want the Live Set and its name to be stored, make sure to execute the Store operation.



You can now move to the Fixed Velocity display by pressing both the [EXIT] and [TOUCH] buttons.



You can now set the Split Point and close the screen automatically, by pressing both the [SPLIT] button and the desired key.

Additional new Voices

This CP update provides 3 new Voices ().

Voice List

Section	Category	No.	Voice	CC No.	
PIANO	Grand Piano	01	CFX	1	
		02	Imperial	2	
		03	S700	3	
		04	Digi Piano	4	
		05	C7	58	
		06	CF3	92	
	Upright Piano	01	U1	5	
		02	SU7	6	
	CP	01	CP80 1	7	
		02	CP80 2	8	
	Layered Piano	01	Piano Strings	9	
		02	Piano Synth	10	
	E.PIANO	Rd	01	78Rd	11
			02	75Rd Funky	12
03			73Rd	13	
04			67Rd Dark	59	
05			67Rd Bright	60	
06			73Rd Studio	93	
07			74Rd Stage	94	
Wr	01	Wr Warm	14		
	02	Wr Bright	15		
	03	Wr Wide	61		
Civ	01	Clavi B	16		
	02	Clavi S	17		
	03	Harpsichord	18		
	DX	01	DX Legend	19	
		02	DX Woody	20	
		03	DX FTine	21	
04		DX 7 II	22		
05	DX Mellow	23			
06	DX Crisp	24			
SUB	Pad/Strings	01	Mellow Pad	25	
		02	Spectrum	26	
		03	Back Pad	27	
		04	Air Choir	28	
		05	Natural Str	29	
		06	Warm Strings	30	
		07	OB Strings	31	
		08	Section Str	32	
		09	Fat Saw Pad	62	
		10	Noble Pad	63	
		11	Pop Pad	64	
		12	Analog Pad	65	
		13	Itopia	66	
		14	Marcato Str	67	
		15	Slow Str	68	
		16	Tape Str	69	
		17	Oct Syn Str	70	
	Organ	01	Bright Bars	33	
		02	Click Organ	34	
		03	Draw Organ 1	35	
		04	All Bars Out	36	
		05	Draw Organ 2	37	
		06	60s Combo	38	
		07	Compact	39	
		08	Panther	40	
		09	Pipe Organ 1	41	
		10	Pipe Organ 2	42	
	Chromatic Perc.	01	Glocken	43	
		02	Vibraphone	44	
		03	Xylophone	45	
		04	Marimba	46	
		05	Brightness	47	
		06	Jazz Vibes	71	
		07	Marimba 2	72	
		08	Kalimba	73	
		09	Heaven Bell	74	
		10	Nice Bell	48	
		11	Stack Bell	49	

Section	Category	No.	Voice	CC No.
SUB	Others	01	Syn Lead 1	50
		02	Syn Lead 2	51
		03	Syn Bass	52
		04	E.Bass	53
		05	A.Bass	54
		06	Steel Gt	55
		07	Clean Gt	56
		08	Syn Brass	57
		09	Sine Lead	75
		10	Sync Saw	76
		11	Dirty Hook	77
		12	Classic Mini	78
		13	Funky Mini	79
		14	Nu Mini	80
		15	80s Pop Bass	81
		16	Sub Bass	82
				17
18	Finger Bass			84
19	Brass			85
20	Syn Brass 2			86
21	OB Brass 1			87
22	OB Brass 2			88
23	Jazz Flute			89
24	Tape Flute			90
25	Harmonica			91

Additional new Live Set Sounds

This CP update provides new Live Set Sounds ().

Live Set Sound List

Page	No	Name	Split Point	Section	Voice Name	MSB	LSB	PC
1	1	Natural CFX	G2	Piano	CFX	63	0	1
				E.Piano	-			
				Sub	-			
1	2	NaturalImperial	G2	Piano	Imperial	63	0	2
				E.Piano	-			
				Sub	-			
1	3	Jazz S700	G2	Piano	S700	63	0	3
				E.Piano	-			
				Sub	-			
1	4	Rock Upright	G2	Piano	U1	63	0	4
				E.Piano	-			
				Sub	-			
1	5	Simple 78	G2	Piano	-	63	0	5
				E.Piano	78Rd			
				Sub	-			
1	6	Funky Tines	G2	Piano	-	63	0	6
				E.Piano	75Rd Funky			
				Sub	-			
1	7	Tremolo Wr	G2	Piano	-	63	0	7
				E.Piano	Wr Warm			
				Sub	-			
1	8	Clavi B Amped	G2	Piano	-	63	0	8
				E.Piano	Clavi B			
				Sub	-			
2	1	CFX+DX Legend	G2	Piano	CFX	63	1	1
				E.Piano	DX Legend			
				Sub	-			
2	2	A.Bass/78Rd	G2	Piano	U1	63	1	2
				E.Piano	78Rd			
				Sub	A.Bass			
2	3	80s El Grand	G2	Piano	CP80 1	63	1	3
				E.Piano	-			
				Sub	-			
2	4	Brite Pop 8ve	G2	Piano	Digi Piano	63	1	4
				E.Piano	DX Legend			
				Sub	OB Strings			
2	5	E.Bass/78Rd	G2	Piano	-	63	1	5
				E.Piano	78Rd			
				Sub	E.Bass			
2	6	Driven Wr+Pad	G2	Piano	-	63	1	6
				E.Piano	Wr Warm			
				Sub	Warm Strings			
2	7	Imperial + Str	G2	Piano	Imperial	63	1	7
				E.Piano	-			
				Sub	Section Str			
2	8	Ghostly U1	G2	Piano	U1	63	1	8
				E.Piano	Wr Warm			
				Sub	-			
3	1	Rock Grand	G2	Piano	CFX	63	2	1
				E.Piano	-			
				Sub	-			
3	2	S700 + Pad	G2	Piano	S700	63	2	2
				E.Piano	-			
				Sub	OB Strings			
3	3	MonoCmp CFX	G2	Piano	CFX	63	2	3
				E.Piano	-			
				Sub	-			
3	4	Lo Fi Grand	G2	Piano	CFX	63	2	4
				E.Piano	-			
				Sub	-			
3	5	Piano Grind Pad	G2	Piano	Piano Synth	63	2	5
				E.Piano	73Rd			
				Sub	Mellow Pad			
3	6	Lush Love	G2	Piano	Imperial	63	2	6
				E.Piano	78Rd			
				Sub	Brightness			

Page	No	Name	Split Point	Section	Voice Name	MSB	LSB	PC
3	7	Big S700	G2	Piano	S700	63	2	7
				E.Piano	73Rd			
				Sub	OB Strings			
3	8	Piano Scape	G2	Piano	Imperial	63	2	8
				E.Piano	DX Legend			
				Sub	Mellow Pad			
4	1	Compressed CFX	G2	Piano	CFX	63	3	1
				E.Piano	-			
				Sub	-			
4	2	Kinda Squashed	G2	Piano	Imperial	63	3	2
				E.Piano	-			
				Sub	-			
4	3	Layered CFX	G2	Piano	CFX	63	3	3
				E.Piano	75Rd Funky			
				Sub	Mellow Pad			
4	4	Chorus CFX	G2	Piano	CFX	63	3	4
				E.Piano	-			
				Sub	-			
4	5	Upright	G2	Piano	U1	63	3	5
				E.Piano	-			
				Sub	-			
4	6	A Tacky Piano	G2	Piano	SU7	63	3	6
				E.Piano	75Rd Funky			
				Sub	Brightness			
4	7	HonkyTonk Piano	G2	Piano	U1	63	3	7
				E.Piano	-			
				Sub	-			
4	8	Old Record	G2	Piano	U1	63	3	8
				E.Piano	-			
				Sub	-			
5	1	Case 73	G2	Piano	-	63	4	1
				E.Piano	73Rd			
				Sub	-			
5	2	Chimin' Tines	G2	Piano	Digi Piano	63	4	2
				E.Piano	78Rd			
				Sub	Glocken			
5	3	Slow Phase	G2	Piano	-	63	4	3
				E.Piano	73Rd			
				Sub	-			
5	4	73 Tines OD	G2	Piano	-	63	4	4
				E.Piano	73Rd			
				Sub	-			
5	5	Fast Phaser	G2	Piano	-	63	4	5
				E.Piano	75Rd Funky			
				Sub	-			
5	6	Ampy Funk	G2	Piano	-	63	4	6
				E.Piano	75Rd Funky			
				Sub	-			
5	7	Wet Phase	G2	Piano	-	63	4	7
				E.Piano	78Rd			
				Sub	-			
5	8	78 & Pad	G2	Piano	-	63	4	8
				E.Piano	78Rd			
				Sub	Mellow Pad			
6	1	Wr Bright	G2	Piano	-	63	5	1
				E.Piano	Wr Bright			
				Sub	-			
6	2	Wr Comp	G2	Piano	-	63	5	2
				E.Piano	Wr Warm			
				Sub	-			
6	3	Clavi B	G2	Piano	-	63	5	3
				E.Piano	Clavi B			
				Sub	-			
6	4	Driven S	G2	Piano	-	63	5	4
				E.Piano	Clavi S			
				Sub	-			

Page	No	Name	Split Point	Section	Voice Name	MSB	LSB	PC
6	5	Clavi Wah Dist	G2	Piano	-	63	5	5
				E.Piano	Clavi B			
				Sub	-			
6	6	Squeeze B	G2	Piano	-	63	5	6
				E.Piano	Clavi B			
				Sub	-			
6	7	Long Chorus S	G2	Piano	-	63	5	7
				E.Piano	Clavi S			
				Sub	-			
6	8	Rock Wr w/Ba	G2	Piano	Digi Piano	63	5	8
				E.Piano	Wr Bright			
				Sub	E.Bass			
7	1	CP80 Comp	G2	Piano	CP80 1	63	6	1
				E.Piano	-			
				Sub	-			
7	2	Natural CP80	G2	Piano	CP80 2	63	6	2
				E.Piano	-			
				Sub	-			
7	3	Chorus Legend	G2	Piano	-	63	6	3
				E.Piano	DX Legend			
				Sub	-			
7	4	Chorus FTine	G2	Piano	-	63	6	4
				E.Piano	DX FTine			
				Sub	Mellow Pad			
7	5	Chorus 7II	G2	Piano	-	63	6	5
				E.Piano	DX 7 II			
				Sub	-			
7	6	Legend + Pad	G2	Piano	-	63	6	6
				E.Piano	DX Legend			
				Sub	OB Strings			
7	7	SynBass/DXEP	G2	Piano	-	63	6	7
				E.Piano	DX Mellow			
				Sub	Syn Bass			
7	8	Digi DX Pads	G2	Piano	Digi Piano	63	6	8
				E.Piano	DX Legend			
				Sub	Mellow Pad			
8	1	Bright Bars	G2	Piano	-	63	7	1
				E.Piano	-			
				Sub	Bright Bars			
8	2	All Bars Out	G2	Piano	-	63	7	2
				E.Piano	-			
				Sub	All Bars Out			
8	3	PipeOrgan1	G2	Piano	-	63	7	3
				E.Piano	-			
				Sub	Pipe Organ 1			
8	4	PipeOrgan2	G2	Piano	-	63	7	4
				E.Piano	-			
				Sub	Pipe Organ 2			
8	5	The Red Combo	G2	Piano	-	63	7	5
				E.Piano	-			
				Sub	60s Combo			
8	6	Italian Combo	G2	Piano	-	63	7	6
				E.Piano	-			
				Sub	Compact			
8	7	Aggro Syn Pad	G2	Piano	-	63	7	7
				E.Piano	78Rd			
				Sub	Panther			
8	8	RdBa/60sCombo	G2	Piano	-	63	7	8
				E.Piano	78Rd			
				Sub	60s Combo			
9	1	Strings1	G2	Piano	-	63	8	1
				E.Piano	-			
				Sub	Natural Str			
9	2	Strings2	G2	Piano	-	63	8	2
				E.Piano	-			
				Sub	Section Str			
9	3	Synth Pad1	G2	Piano	-	63	8	3
				E.Piano	-			
				Sub	Mellow Pad			
9	4	Synth Pad2	G2	Piano	-	63	8	4
				E.Piano	-			
				Sub	Warm Strings			
9	5	Vibraphone	G2	Piano	-	63	8	5
				E.Piano	-			
				Sub	Vibraphone			
9	6	Nice Bell	G2	Piano	-	63	8	6
				E.Piano	-			
				Sub	Nice Bell			

Page	No	Name	Split Point	Section	Voice Name	MSB	LSB	PC
9	7	Syn Brass	G2	Piano	-	63	8	7
				E.Piano	-			
				Sub	Syn Brass			
9	8	Syn Lead1	G2	Piano	-	63	8	8
				E.Piano	78Rd			
				Sub	Syn Lead 1			
10	1	Harpichord	G2	Piano	-	63	9	1
				E.Piano	Harpichord			
				Sub	-			
10	2	Electric Harpsi	G2	Piano	-	63	9	2
				E.Piano	Harpichord			
				Sub	-			
10	3	Pipes Rd PBMW	G2	Piano	Digi Piano	63	9	3
				E.Piano	78Rd			
				Sub	Pipe Organ 2			
10	4	Funky w/RdBass	G2	Piano	CP80 1	63	9	4
				E.Piano	78Rd			
				Sub	Marimba			
10	5	Rough Lead	G2	Piano	CP80 2	63	9	5
				E.Piano	78Rd			
				Sub	Back Pad			
10	6	Clavi Syn Wah	G2	Piano	-	63	9	6
				E.Piano	Clavi B			
				Sub	Syn Lead 1			
10	7	Chimin' Crs	G2	Piano	Digi Piano	63	9	7
				E.Piano	75Rd Funky			
				Sub	Glocken			
10	8	Brite Pop	G2	Piano	Digi Piano	63	9	8
				E.Piano	DX Legend			
				Sub	OB Strings			
11	1	Back to 60s SP	G2	Piano	-	63	10	1
				E.Piano	67Rd Dark			
				Sub	-			
11	2	80s Piano JG	G2	Piano	C7	63	10	2
				E.Piano	78Rd			
				Sub	-			
11	3	NaturalWrWideJG	G2	Piano	-	63	10	3
				E.Piano	Wr Wide			
				Sub	-			
11	4	Chorused67Rd SP	G2	Piano	-	63	10	4
				E.Piano	67Rd Bright			
				Sub	-			
11	5	R&B Ballad NS	G2	Piano	-	63	10	5
				E.Piano	67Rd Dark			
				Sub	-			
11	6	Squashed C7 NS	G2	Piano	C7	63	10	6
				E.Piano	-			
				Sub	-			
11	7	WrWideChorus SP	G2	Piano	-	63	10	7
				E.Piano	Wr Wide			
				Sub	-			
11	8	Driven 67Rd JG	G2	Piano	-	63	10	8
				E.Piano	67Rd Bright			
				Sub	-			
12	1	CFX + Slow Str	G2	Piano	CFX	63	11	1
				E.Piano	-			
				Sub	Slow Str			
12	2	C7 + Noble Pad	G2	Piano	C7	63	11	2
				E.Piano	-			
				Sub	Noble Pad			
12	3	78Rd+AnalogPad	G2	Piano	-	63	11	3
				E.Piano	78Rd			
				Sub	Analog Pad			
12	4	78Rd+OBBrass MW	G2	Piano	-	63	11	4
				E.Piano	78Rd			
				Sub	OB Brass 1			
12	5	Sync Saw/DX EP	C3	Piano	-	63	11	5
				E.Piano	DX Legend			
				Sub	Sync Saw			
12	6	Fat Saw Pad MW	G2	Piano	-	63	11	6
				E.Piano	-			
				Sub	Fat Saw Pad			
12	7	OB Brass	G2	Piano	-	63	11	7
				E.Piano	-			
				Sub	OB Brass 2			
12	8	Marcato Str	G2	Piano	-	63	11	8
				E.Piano	-			
				Sub	Marcato Str			

Page	No	Name	Split Point	Section	Voice Name	MSB	LSB	PC
13	1	73Rd Studio	G2	Piano	-	63	12	1
				E.Piano	73Rd Studio			
				Sub	-			
13	2	73Rd Chorus	G2	Piano	-	63	12	2
				E.Piano	73Rd Studio			
				Sub	-			
13	3	73Rd+AnalogPad	G2	Piano	-	63	12	3
				E.Piano	73Rd Studio			
				Sub	Analog Pad			
13	4	73Rd+AP	G2	Piano	C7	63	12	4
				E.Piano	73Rd Studio			
				Sub	-			
13	5	74Rd Stage	G2	Piano	-	63	12	5
				E.Piano	74Rd Stage			
				Sub	-			
13	6	Overdriven 74Rd	G2	Piano	-	63	12	6
				E.Piano	74Rd Stage			
				Sub	-			
13	7	CF3	G2	Piano	CF3	63	12	7
				E.Piano	-			
				Sub	-			
13	8	CF3+AnalogPad	G2	Piano	CF3	63	12	8
				E.Piano	-			
				Sub	Analog Pad			

New Functions in CP Version 1.20

Yamaha has upgraded the CP firmware, adding the following new functions.

This manual describes additions and changes with respect to the Owner's Manual that came with your instrument.

- Menus and parameters below Controllers have been added.
- You can now select menus with the LIVE SET [1]-[6] buttons.
- You can now initialize the current Live Set Sound with the [EXIT] button + [SETTINGS] button.
- New Voices have been added.
- New Live Set Sounds have been added.

Additional new parameters for controllers

[SETTINGS] → Selecting the Controllers with encoder dial → [ENTER]

The menus under the Controllers have been changed to Bend Range, Modulation Lever, Foot Controller 1, Foot Controller 2 and Receive SW, and parameters have been added.

Controllers

Function name		Description
Bend Range	Piano	Determines the maximum Pitch Bend Range in semitones for each Voice section. Settings: -24 – +0 – +24 Default: +2
	E.Piano	
	Sub	
Modulation Lever	Assign	MIDI control change numbers generated by operating the Modulation Lever. Default: 1 (Modulation) NOTE You can now assign the USB Audio Volume to the Modulation Lever.
	Limit Low	Determines the upper and lower limits for the control change values generated by operating the modulation lever.
	Limit High	
	P.Mod Depth	Piano
E.Piano		
Sub		
P.Mod Speed	Piano	Determines the speed of the vibrato effect on the keyboard sound, and can be set in(dividually for each Voice section). Settings: -64 – +63 Default: 0 NOTE Since the vibrato effect is disabled when a “Rotary” effect of the Sub section is selected, this setting will also be disabled.
	E.Piano	
	Sub	

Function name		Description	
Foot Controller 1	Assign	MIDI control change numbers generated by operating a foot controller (sold separately) connected via the FOOT CONTROLLER [1] jack. Default: 11 (Expression) NOTE You can now assign the USB Audio Volume to the Foot Controller 1.	
	Limit Low	Determines the upper and lower limits for the control change values generated by operating the foot controller.	
	Limit High		
Foot Controller 2	Assign	MIDI control change numbers generated by operating a foot controller (sold separately) connected via the FOOT CONTROLLER [2] jack. Default: 4 (Pedal Wah) NOTE You can now assign the USB Audio Volume to the Foot Controller 2.	
	Limit Low	Determines the upper and lower limits for the control change values generated by operating the foot controller.	
	Limit High		
Receive SW	Expression	Piano	Determines whether to recognize (On) or ignore (Off) the corresponding MIDI messages received by each Voice section from external devices or the MIDI messages generated by operating a foot switch and foot controller. Default: On
		E.Piano	
		Sub	
	Sustain	Piano	
		E.Piano	
		Sub	
	Sostenuto	Piano	
		E.Piano	
		Sub	
	Soft	Piano	
		E.Piano	
		Sub	

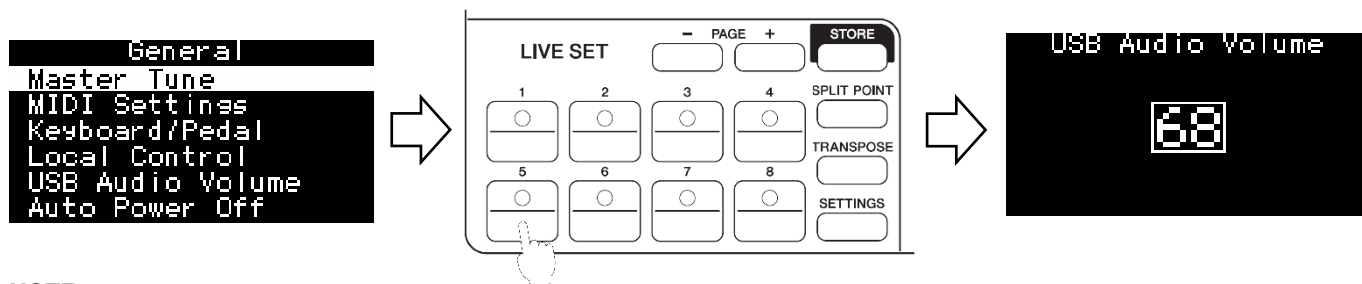
Selecting menus with the LIVE SET [1]-[6] button

LIVE SET [1]-[6] (when operating MENU or SETTINGS)

You can now select menus with the LIVE SET [1]-[6] buttons. The LIVE SET [1]-[6] buttons correspond to the menus displayed in order from top to bottom. When this function is working, the LIVE SET [1]-[6] buttons light.

Example:

When in the General menu, you can select USB Audio Volume pressing LIVE SET [5] button.



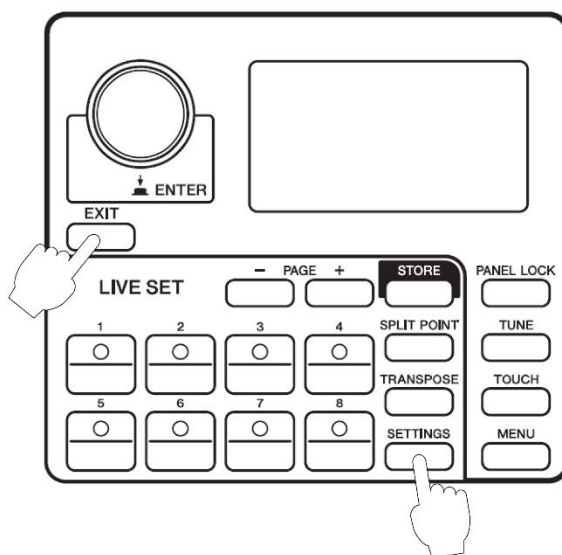
NOTE

When there are seven or more menus available, this function cannot be used and the LIVE SET [1]-[6] buttons do not light.

Initializing the current Live Set Sound with the [EXIT] + [SETTINGS] buttons

[EXIT] + [SETTINGS]

You can now initialize the current Live Set Sound by pressing both the [EXIT] and [SETTINGS] buttons. Only the current data is initialized. The data stored previously is not initialized.



Additional new Voices

This CP update provides 30 new Voices ().

Voice List

Section	Category	No.	Voice	CC No.	
PIANO	Grand Piano	01	CFX	1	
		02	Imperial	2	
		03	S700	3	
		04	Digi Piano	4	
		05	C7	58	
	Upright Piano	01	U1	5	
		02	SU7	6	
	CP	01	CP80 1	7	
		02	CP80 2	8	
	Layered Piano	01	Piano Strings	9	
		02	Piano Synth	10	
	E.PIANO	Rd	01	78Rd	11
			02	75Rd Funky	12
			03	73Rd	13
04			67Rd Dark	59	
05			67Rd Bright	60	
Wr		01	Wr Warm	14	
		02	Wr Bright	15	
		03	Wr Wide	61	
Clv		01	Clavi B	16	
		02	Clavi S	17	
		03	Harpichord	18	
DX		01	DX Legend	19	
		02	DX Woody	20	
		03	DX FTine	21	
		04	DX 7 II	22	
		05	DX Mellow	23	
		06	DX Crisp	24	
SUB		Pad/Strings	01	Mellow Pad	25
			02	Spectrum	26
			03	Back Pad	27
	04		Air Choir	28	
	05		Natural Str	29	
	06		Warm Strings	30	
	07		OB Strings	31	
	08		Section Str	32	
	09		Fat Saw Pad	62	
	10		Noble Pad	63	
	11		Pop Pad	64	
	12		Analog Pad	65	
	13		Itopia	66	
	14		Marcato Str	67	
	15		Slow Str	68	
	16		Tape Str	69	
	17		Oct Syn Str	70	
	Organ	01	Bright Bars	33	
		02	Click Organ	34	
		03	Draw Organ 1	35	
		04	All Bars Out	36	
		05	Draw Organ 2	37	
		06	60s Combo	38	
		07	Compact	39	
		08	Panther	40	
		09	Pipe Organ 1	41	
		10	Pipe Organ 2	42	
	Chromatic Perc.	01	Glocken	43	
		02	Vibraphone	44	
		03	Xylophone	45	
		04	Marimba	46	
		05	Brightness	47	
		06	Jazz Vibes	71	
		07	Marimba 2	72	
		08	Kalimba	73	
		09	Heaven Bell	74	
	10	Nice Bell	48		
	11	Stack Bell	49		

Section	Category	No.	Voice	CC No.
SUB	Others	01	Syn Lead 1	50
		02	Syn Lead 2	51
		03	Syn Bass	52
		04	E.Bass	53
		05	A.Bass	54
		06	Steel Gt	55
		07	Clean Gt	56
		08	Syn Brass	57
		09	Sine Lead	75
		10	Sync Saw	76
		11	Dirty Hook	77
		12	Classic Mini	78
		13	Funky Mini	79
		14	Nu Mini	80
		15	80s Pop Bass	81
		16	Sub Bass	82
		17	Unison Bass	83
		18	Finger Bass	84
		19	Brass	85
		20	Syn Brass 2	86
		21	OB Brass 1	87
		22	OB Brass 2	88
		23	Jazz Flute	89
		24	Tape Flute	90
		25	Harmonica	91

Additional new Live Set Sounds

This CP update provides new Live Set Sounds ().

Live Set Sound List

Page	No	Name	Split Point	Section	Voice Name	MSB	LSB	PC
1	1	Natural CFX	G2	Piano	CFX	63	0	1
				E.Piano	-			
				Sub	-			
1	2	NaturalImperial	G2	Piano	Imperial	63	0	2
				E.Piano	-			
				Sub	-			
1	3	Jazz S700	G2	Piano	S700	63	0	3
				E.Piano	-			
				Sub	-			
1	4	Rock Upright	G2	Piano	U1	63	0	4
				E.Piano	-			
				Sub	-			
1	5	Simple 78	G2	Piano	-	63	0	5
				E.Piano	78Rd			
				Sub	-			
1	6	Funky Tines	G2	Piano	-	63	0	6
				E.Piano	75Rd Funky			
				Sub	-			
1	7	Tremolo Wr	G2	Piano	-	63	0	7
				E.Piano	Wr Warm			
				Sub	-			
1	8	Clavi B Amped	G2	Piano	-	63	0	8
				E.Piano	Clavi B			
				Sub	-			
2	1	CFX+DX Legend	G2	Piano	CFX	63	1	1
				E.Piano	DX Legend			
				Sub	-			
2	2	A.Bass/78Rd	G2	Piano	U1	63	1	2
				E.Piano	78Rd			
				Sub	A.Bass			
2	3	80s El Grand	G2	Piano	CP80 1	63	1	3
				E.Piano	-			
				Sub	-			
2	4	Brite Pop 8ve	G2	Piano	Digi Piano	63	1	4
				E.Piano	DX Legend			
				Sub	OB Strings			
2	5	E.Bass/78Rd	G2	Piano	-	63	1	5
				E.Piano	78Rd			
				Sub	E.Bass			
2	6	Driven Wr+Pad	G2	Piano	-	63	1	6
				E.Piano	Wr Warm			
				Sub	Warm Strings			
2	7	Imperial + Str	G2	Piano	Imperial	63	1	7
				E.Piano	-			
				Sub	Section Str			
2	8	Ghostly U1	G2	Piano	U1	63	1	8
				E.Piano	Wr Warm			
				Sub	-			
3	1	Rock Grand	G2	Piano	CFX	63	2	1
				E.Piano	-			
				Sub	-			
3	2	S700 + Pad	G2	Piano	S700	63	2	2
				E.Piano	-			
				Sub	OB Strings			
3	3	MonoCmp CFX	G2	Piano	CFX	63	2	3
				E.Piano	-			
				Sub	-			
3	4	Lo Fi Grand	G2	Piano	CFX	63	2	4
				E.Piano	-			
				Sub	-			
3	5	Piano Grind Pad	G2	Piano	Piano Synth	63	2	5
				E.Piano	73Rd			
				Sub	Mellow Pad			
3	6	Lush Love	G2	Piano	Imperial	63	2	6
				E.Piano	78Rd			
				Sub	Brightness			

Page	No	Name	Split Point	Section	Voice Name	MSB	LSB	PC
3	7	Big S700	G2	Piano	S700	63	2	7
				E.Piano	73Rd			
				Sub	OB Strings			
3	8	Piano Scape	G2	Piano	Imperial	63	2	8
				E.Piano	DX Legend			
				Sub	Mellow Pad			
4	1	Compressed CFX	G2	Piano	CFX	63	3	1
				E.Piano	-			
				Sub	-			
4	2	Kinda Squashed	G2	Piano	Imperial	63	3	2
				E.Piano	-			
				Sub	-			
4	3	Layered CFX	G2	Piano	CFX	63	3	3
				E.Piano	75Rd Funky			
				Sub	Mellow Pad			
4	4	Chorus CFX	G2	Piano	CFX	63	3	4
				E.Piano	-			
				Sub	-			
4	5	Upright	G2	Piano	U1	63	3	5
				E.Piano	-			
				Sub	-			
4	6	A Tacky Piano	G2	Piano	SU7	63	3	6
				E.Piano	75Rd Funky			
				Sub	Brightness			
4	7	HonkyTonk Piano	G2	Piano	U1	63	3	7
				E.Piano	-			
				Sub	-			
4	8	Old Record	G2	Piano	U1	63	3	8
				E.Piano	-			
				Sub	-			
5	1	Case 73	G2	Piano	-	63	4	1
				E.Piano	73Rd			
				Sub	-			
5	2	Chimin' Tines	G2	Piano	Digi Piano	63	4	2
				E.Piano	78Rd			
				Sub	Glocken			
5	3	Slow Phase	G2	Piano	-	63	4	3
				E.Piano	73Rd			
				Sub	-			
5	4	73 Tines OD	G2	Piano	-	63	4	4
				E.Piano	73Rd			
				Sub	-			
5	5	Fast Phaser	G2	Piano	-	63	4	5
				E.Piano	75Rd Funky			
				Sub	-			
5	6	Ampy Funk	G2	Piano	-	63	4	6
				E.Piano	75Rd Funky			
				Sub	-			
5	7	Wet Phase	G2	Piano	-	63	4	7
				E.Piano	78Rd			
				Sub	-			
5	8	78 & Pad	G2	Piano	-	63	4	8
				E.Piano	78Rd			
				Sub	Mellow Pad			
6	1	Wr Bright	G2	Piano	-	63	5	1
				E.Piano	Wr Bright			
				Sub	-			
6	2	Wr Comp	G2	Piano	-	63	5	2
				E.Piano	Wr Warm			
				Sub	-			
6	3	Clavi B	G2	Piano	-	63	5	3
				E.Piano	Clavi B			
				Sub	-			
6	4	Driven S	G2	Piano	-	63	5	4
				E.Piano	Clavi S			
				Sub	-			

Page	No	Name	Split Point	Section	Voice Name	MSB	LSB	PC
6	5	Clavi Wah Dist	G2	Piano	-	63	5	5
				E.Piano	Clavi B			
				Sub	-			
6	6	Squeeze B	G2	Piano	-	63	5	6
				E.Piano	Clavi B			
				Sub	-			
6	7	Long Chorus S	G2	Piano	-	63	5	7
				E.Piano	Clavi S			
				Sub	-			
6	8	Rock Wr w/Ba	G2	Piano	Digi Piano	63	5	8
				E.Piano	Wr Bright			
				Sub	E Bass			
7	1	CP80 Comp	G2	Piano	CP80 1	63	6	1
				E.Piano	-			
				Sub	-			
7	2	Natural CP80	G2	Piano	CP80 2	63	6	2
				E.Piano	-			
				Sub	-			
7	3	Chorus Legend	G2	Piano	-	63	6	3
				E.Piano	DX Legend			
				Sub	-			
7	4	Chorus FTine	G2	Piano	-	63	6	4
				E.Piano	DX FTine			
				Sub	Mellow Pad			
7	5	Chorus 7II	G2	Piano	-	63	6	5
				E.Piano	DX 7 II			
				Sub	-			
7	6	Legend + Pad	G2	Piano	-	63	6	6
				E.Piano	DX Legend			
				Sub	OB Strings			
7	7	SynBass/DXEP	G2	Piano	-	63	6	7
				E.Piano	DX Mellow			
				Sub	Syn Bass			
7	8	Digi DX Pads	G2	Piano	Digi Piano	63	6	8
				E.Piano	DX Legend			
				Sub	Mellow Pad			
8	1	Bright Bars	G2	Piano	-	63	7	1
				E.Piano	-			
				Sub	Bright Bars			
8	2	All Bars Out	G2	Piano	-	63	7	2
				E.Piano	-			
				Sub	All Bars Out			
8	3	PipeOrgan1	G2	Piano	-	63	7	3
				E.Piano	-			
				Sub	Pipe Organ 1			
8	4	PipeOrgan2	G2	Piano	-	63	7	4
				E.Piano	-			
				Sub	Pipe Organ 2			
8	5	The Red Combo	G2	Piano	-	63	7	5
				E.Piano	-			
				Sub	60s Combo			
8	6	Italian Combo	G2	Piano	-	63	7	6
				E.Piano	-			
				Sub	Compact			
8	7	Aggro Syn Pad	G2	Piano	-	63	7	7
				E.Piano	78Rd			
				Sub	Panther			
8	8	RdBa/60sCombo	G2	Piano	-	63	7	8
				E.Piano	78Rd			
				Sub	60s Combo			
9	1	Strings1	G2	Piano	-	63	8	1
				E.Piano	-			
				Sub	Natural Str			
9	2	Strings2	G2	Piano	-	63	8	2
				E.Piano	-			
				Sub	Section Str			
9	3	Synth Pad1	G2	Piano	-	63	8	3
				E.Piano	-			
				Sub	Mellow Pad			
9	4	Synth Pad2	G2	Piano	-	63	8	4
				E.Piano	-			
				Sub	Warm Strings			
9	5	Vibraphone	G2	Piano	-	63	8	5
				E.Piano	-			
				Sub	Vibraphone			
9	6	Nice Bell	G2	Piano	-	63	8	6
				E.Piano	-			
				Sub	Nice Bell			

Page	No	Name	Split Point	Section	Voice Name	MSB	LSB	PC
9	7	Syn Brass	G2	Piano	-	63	8	7
				E.Piano	-			
				Sub	Syn Brass			
9	8	Syn Lead1	G2	Piano	-	63	8	8
				E.Piano	78Rd			
				Sub	Syn Lead 1			
10	1	Harpichord	G2	Piano	-	63	9	1
				E.Piano	Harpichord			
				Sub	-			
10	2	Electric Harpsi	G2	Piano	-	63	9	2
				E.Piano	Harpichord			
				Sub	-			
10	3	Pipes Rd PBMW	G2	Piano	Digi Piano	63	9	3
				E.Piano	78Rd			
				Sub	Pipe Organ 2			
10	4	Funky w/RdBass	G2	Piano	CP80 1	63	9	4
				E.Piano	78Rd			
				Sub	Marimba			
10	5	Rough Lead	G2	Piano	CP80 2	63	9	5
				E.Piano	78Rd			
				Sub	Back Pad			
10	6	Clavi Syn Wah	G2	Piano	-	63	9	6
				E.Piano	Clavi B			
				Sub	Syn Lead 1			
10	7	Chimin' Crs	G2	Piano	Digi Piano	63	9	7
				E.Piano	75Rd Funky			
				Sub	Glocken			
10	8	Brite Pop	G2	Piano	Digi Piano	63	9	8
				E.Piano	DX Legend			
				Sub	OB Strings			
11	1	Back to 60s SP	G2	Piano	-	63	10	1
				E.Piano	67Rd Dark			
				Sub	-			
11	2	80s Piano JG	G2	Piano	C7	63	10	2
				E.Piano	78Rd			
				Sub	-			
11	3	NaturalWrWideJG	G2	Piano	-	63	10	3
				E.Piano	Wr Wide			
				Sub	-			
11	4	Chorused67Rd SP	G2	Piano	-	63	10	4
				E.Piano	67Rd Bright			
				Sub	-			
11	5	R&B Ballad NS	G2	Piano	-	63	10	5
				E.Piano	67Rd Dark			
				Sub	-			
11	6	Squashed C7 NS	G2	Piano	C7	63	10	6
				E.Piano	-			
				Sub	-			
11	7	WrWideChorus SP	G2	Piano	-	63	10	7
				E.Piano	Wr Wide			
				Sub	-			
11	8	Driven 67Rd JG	G2	Piano	-	63	10	8
				E.Piano	67Rd Bright			
				Sub	-			
12	1	CFX + Slow Str	G2	Piano	CFX	63	11	1
				E.Piano	-			
				Sub	Slow Str			
12	2	C7 + Noble Pad	G2	Piano	C7	63	11	2
				E.Piano	-			
				Sub	Noble Pad			
12	3	78Rd+AnalogPad	G2	Piano	-	63	11	3
				E.Piano	78Rd			
				Sub	Analog Pad			
12	4	78Rd+OBBrass MW	G2	Piano	-	63	11	4
				E.Piano	78Rd			
				Sub	OB Brass 1			
12	5	Sync Saw/DX EP	C3	Piano	-	63	11	5
				E.Piano	DX Legend			
				Sub	Sync Saw			
12	6	Fat Saw Pad MW	G2	Piano	-	63	11	6
				E.Piano	-			
				Sub	Fat Saw Pad			
12	7	OB Brass	G2	Piano	-	63	11	7
				E.Piano	-			
				Sub	OB Brass 2			
12	8	Marcato Str	G2	Piano	-	63	11	8
				E.Piano	-			
				Sub	Marcato Str			

New Functions in CP Version 1.10

Yamaha has upgraded the CP firmware, adding the following new functions.

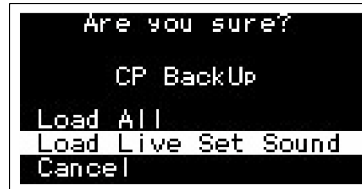
This manual describes additions and changes with respect to the Owner's Manual that came with your instrument.

- You can now load a specific Live Set Sound from all data files.
- A new function "MIDI Control Delay" has been added to the Advanced Settings.
- New Voices have been added.
- New Live Set Sounds have been added.
- CP is now compatible with Soundmondo.

Loading a specific Live Set Sound from all data files

[MENU] → "File" → Select a file you wish to load from the USB flash drive → "Load Live Set Sound" or "Load All"

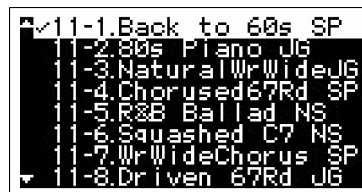
You can now load a specific Live Set Sound from data files (Backup File, Live Set File, Live Set Page File.)
Select a folder containing the file you wish to load, and then the following screen is shown.



When you select "Load Live Set Sound," the following screen is shown, and then you can choose the desired Live Set Sound to load to your CP.

The file will be loaded to (and overwrites) the currently selected Live Set Sound.

When you select "Load All," all Live Set Sound data contained in the file will be loaded.

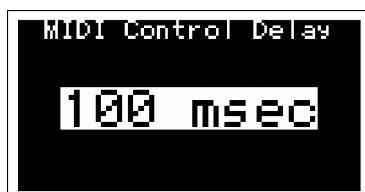


MIDI Control Delay

[MENU] → “Control Panel” → “Advanced Setting” → “MIDI Control Delay”

An additional function “MIDI Control Delay” allows you to adjust the timing of control change messages that are transmitted as you change Live Set Sounds.

When the application on your computer does not properly receive control change messages, you may be able to remedy that by adjusting the transmit timing here.



Settings: 0 msec – 1500 msec

Default: 0 msec

Additional new Voices

This CP update provides 4 new Voices ().

Voice List

Section	Category	No.	Voice	CC No.
PIANO	Grand Piano	01	CFX	1
		02	Imperial	2
		03	S700	3
		04	Digi Piano	4
		05	C7	58
	Upright Piano	01	U1	5
		02	SU7	6
	CP	01	CP80 1	7
		02	CP80 2	8
	Layered Piano	01	Piano Strings	9
02		Piano Synth	10	
E.PIANO	Rd	01	78Rd	11
		02	75Rd Funky	12
		03	73Rd	13
		04	67Rd Dark	59
		05	67Rd Bright	60
	Wr	01	Wr Warm	14
		02	Wr Bright	15
		03	Wr Wide	61
	Clv	01	Clavi B	16
		02	Clavi S	17
		03	Harpsichord	18
	DX	01	DX Legend	19
		02	DX Woody	20
		03	DX FTine	21
		04	DX 7 II	22
		05	DX Mellow	23
		06	DX Crisp	24
	SUB	Pad/Strings	01	Mellow Pad
02			Spectrum	26
03			Back Pad	27
04			Air Choir	28
05			Natural Str	29
06			Warm Strings	30
07			OB Strings	31
08			Section Str	32
Organ		01	Bright Bars	33
		02	Click Organ	34
		03	Draw Organ 1	35
		04	All Bars Out	36
		05	Draw Organ 2	37
		06	60s Combo	38
		07	Compact	39
		08	Panther	40
		09	Pipe Organ 1	41
		10	Pipe Organ 2	42
Chromatic Perc.		01	Glocken	43
		02	Vibraphone	44
		03	Xylophone	45
		04	Marimba	46
		05	Brightness	47
		06	Nice Bell	48
		07	Stack Bell	49
Others		01	Syn Lead 1	50
		02	Syn Lead 2	51
		03	Syn Bass	52
		04	E.Bass	53
		05	A.Bass	54
		06	Steel Gt	55
		07	Clean Gt	56
	08	Syn Brass	57	

Additional new Live Set Sounds

This CP update provides new Live Set Sounds ().

Live Set Sound List

Page	No	Name	Split Point	Section	Voice Name	MSB	LSB	PC
1	1	Natural CFX	G2	Piano	CFX	63	0	1
				E.Piano	-			
				Sub	-			
1	2	NaturalImperial	G2	Piano	Imperial	63	0	2
				E.Piano	-			
				Sub	-			
1	3	Jazz S700	G2	Piano	S700	63	0	3
				E.Piano	-			
				Sub	-			
1	4	Rock Upright	G2	Piano	U1	63	0	4
				E.Piano	-			
				Sub	-			
1	5	Simple 78	G2	Piano	-	63	0	5
				E.Piano	78Rd			
				Sub	-			
1	6	Funky Tines	G2	Piano	-	63	0	6
				E.Piano	75Rd Funky			
				Sub	-			
1	7	Tremolo Wr	G2	Piano	-	63	0	7
				E.Piano	Wr Warm			
				Sub	-			
1	8	Clavi B Amped	G2	Piano	-	63	0	8
				E.Piano	Clavi B			
				Sub	-			
2	1	CFX+DX Legend	G2	Piano	CFX	63	1	1
				E.Piano	DX Legend			
				Sub	-			
2	2	A.Bass/78Rd	G2	Piano	U1	63	1	2
				E.Piano	78Rd			
				Sub	A.Bass			
2	3	80s El Grand	G2	Piano	CP80 1	63	1	3
				E.Piano	-			
				Sub	-			
2	4	Brite Pop 8ve	G2	Piano	Digi Piano	63	1	4
				E.Piano	DX Legend			
				Sub	OB Strings			
2	5	E.Bass/78Rd	G2	Piano	-	63	1	5
				E.Piano	78Rd			
				Sub	E.Bass			
2	6	Driven Wr+Pad	G2	Piano	-	63	1	6
				E.Piano	Wr Warm			
				Sub	Warm Strings			
2	7	Imperial + Str	G2	Piano	Imperial	63	1	7
				E.Piano	-			
				Sub	Section Str			
2	8	Ghostly U1	G2	Piano	U1	63	1	8
				E.Piano	Wr Warm			
				Sub	-			
3	1	Rock Grand	G2	Piano	CFX	63	2	1
				E.Piano	-			
				Sub	-			
3	2	S700 + Pad	G2	Piano	S700	63	2	2
				E.Piano	-			
				Sub	OB Strings			
3	3	MonoCmp CFX	G2	Piano	CFX	63	2	3
				E.Piano	-			
				Sub	-			
3	4	Lo Fi Grand	G2	Piano	CFX	63	2	4
				E.Piano	-			
				Sub	-			
3	5	Piano Grind Pad	G2	Piano	Piano Synth	63	2	5
				E.Piano	73Rd			
				Sub	Mellow Pad			
3	6	Lush Love	G2	Piano	Imperial	63	2	6
				E.Piano	78Rd			
				Sub	Brightness			

Page	No	Name	Split Point	Section	Voice Name	MSB	LSB	PC
3	7	Big S700	G2	Piano	S700	63	2	7
				E.Piano	73Rd			
				Sub	OB Strings			
3	8	Piano Scape	G2	Piano	Imperial	63	2	8
				E.Piano	DX Legend			
				Sub	Mellow Pad			
4	1	Compressed CFX	G2	Piano	CFX	63	3	1
				E.Piano	-			
				Sub	-			
4	2	Kinda Squashed	G2	Piano	Imperial	63	3	2
				E.Piano	-			
				Sub	-			
4	3	Layered CFX	G2	Piano	CFX	63	3	3
				E.Piano	75Rd Funky			
				Sub	Mellow Pad			
4	4	Chorus CFX	G2	Piano	CFX	63	3	4
				E.Piano	-			
				Sub	-			
4	5	Upright	G2	Piano	U1	63	3	5
				E.Piano	-			
				Sub	-			
4	6	A Tacky Piano	G2	Piano	SU7	63	3	6
				E.Piano	75Rd Funky			
				Sub	Brightness			
4	7	HonkyTonk Piano	G2	Piano	U1	63	3	7
				E.Piano	-			
				Sub	-			
4	8	Old Record	G2	Piano	U1	63	3	8
				E.Piano	-			
				Sub	-			
5	1	Case 73	G2	Piano	-	63	4	1
				E.Piano	73Rd			
				Sub	-			
5	2	Chimin' Tines	G2	Piano	Digi Piano	63	4	2
				E.Piano	78Rd			
				Sub	Glocken			
5	3	Slow Phase	G2	Piano	-	63	4	3
				E.Piano	73Rd			
				Sub	-			
5	4	73 Tines OD	G2	Piano	-	63	4	4
				E.Piano	73Rd			
				Sub	-			
5	5	Fast Phaser	G2	Piano	-	63	4	5
				E.Piano	75Rd Funky			
				Sub	-			
5	6	Ampy Funk	G2	Piano	-	63	4	6
				E.Piano	75Rd Funky			
				Sub	-			
5	7	Wet Phase	G2	Piano	-	63	4	7
				E.Piano	78Rd			
				Sub	-			
5	8	78 & Pad	G2	Piano	-	63	4	8
				E.Piano	78Rd			
				Sub	Mellow Pad			
6	1	Wr Bright	G2	Piano	-	63	5	1
				E.Piano	Wr Bright			
				Sub	-			
6	2	Wr Comp	G2	Piano	-	63	5	2
				E.Piano	Wr Warm			
				Sub	-			
6	3	Clavi B	G2	Piano	-	63	5	3
				E.Piano	Clavi B			
				Sub	-			
6	4	Driven S	G2	Piano	-	63	5	4
				E.Piano	Clavi S			
				Sub	-			

Page	No	Name	Split Point	Section	Voice Name	MSB	LSB	PC
6	5	Clavi Wah Dist	G2	Piano	-	63	5	5
				E.Piano	Clavi B			
				Sub	-			
6	6	Squeeze B	G2	Piano	-	63	5	6
				E.Piano	Clavi B			
				Sub	-			
6	7	Long Chorus S	G2	Piano	-	63	5	7
				E.Piano	Clavi S			
				Sub	-			
6	8	Rock Wr w/Ba	G2	Piano	Digi Piano	63	5	8
				E.Piano	Wr Bright			
				Sub	E.Bass			
7	1	CP80 Comp	G2	Piano	CP80 1	63	6	1
				E.Piano	-			
				Sub	-			
7	2	Natural CP80	G2	Piano	CP80 2	63	6	2
				E.Piano	-			
				Sub	-			
7	3	Chorus Legend	G2	Piano	-	63	6	3
				E.Piano	DX Legend			
				Sub	-			
7	4	Chorus FTine	G2	Piano	-	63	6	4
				E.Piano	DX FTine			
				Sub	Mellow Pad			
7	5	Chorus 7II	G2	Piano	-	63	6	5
				E.Piano	DX 7 II			
				Sub	-			
7	6	Legend + Pad	G2	Piano	-	63	6	6
				E.Piano	DX Legend			
				Sub	OB Strings			
7	7	SynBass/DXEP	G2	Piano	-	63	6	7
				E.Piano	DX Mellow			
				Sub	Syn Bass			
7	8	Digi DX Pads	G2	Piano	Digi Piano	63	6	8
				E.Piano	DX Legend			
				Sub	Mellow Pad			
8	1	Bright Bars	G2	Piano	-	63	7	1
				E.Piano	-			
				Sub	Bright Bars			
8	2	All Bars Out	G2	Piano	-	63	7	2
				E.Piano	-			
				Sub	All Bars Out			
8	3	PipeOrgan1	G2	Piano	-	63	7	3
				E.Piano	-			
				Sub	Pipe Organ 1			
8	4	PipeOrgan2	G2	Piano	-	63	7	4
				E.Piano	-			
				Sub	Pipe Organ 2			
8	5	The Red Combo	G2	Piano	-	63	7	5
				E.Piano	-			
				Sub	60s Combo			
8	6	Italian Combo	G2	Piano	-	63	7	6
				E.Piano	-			
				Sub	Compact			
8	7	Aggro Syn Pad	G2	Piano	-	63	7	7
				E.Piano	78Rd			
				Sub	Panther			
8	8	RdBa/60sCombo	G2	Piano	-	63	7	8
				E.Piano	78Rd			
				Sub	60s Combo			
9	1	Strings1	G2	Piano	-	63	8	1
				E.Piano	-			
				Sub	Natural Str			
9	2	Strings2	G2	Piano	-	63	8	2
				E.Piano	-			
				Sub	Section Str			

Page	No	Name	Split Point	Section	Voice Name	MSB	LSB	PC
9	3	Synth Pad1	G2	Piano	-	63	8	3
				E.Piano	-			
				Sub	Mellow Pad			
9	4	Synth Pad2	G2	Piano	-	63	8	4
				E.Piano	-			
				Sub	Warm Strings			
9	5	Vibraphone	G2	Piano	-	63	8	5
				E.Piano	-			
				Sub	Vibraphone			
9	6	Nice Bell	G2	Piano	-	63	8	6
				E.Piano	-			
				Sub	Nice Bell			
9	7	Syn Brass	G2	Piano	-	63	8	7
				E.Piano	-			
				Sub	Syn Brass			
9	8	Syn Lead1	G2	Piano	-	63	8	8
				E.Piano	78Rd			
				Sub	Syn Lead 1			
10	1	Harpichord	G2	Piano	-	63	9	1
				E.Piano	Harpichord			
				Sub	-			
10	2	Electric Harpsi	G2	Piano	-	63	9	2
				E.Piano	Harpichord			
				Sub	-			
10	3	Pipes Rd BMW	G2	Piano	Digi Piano	63	9	3
				E.Piano	78Rd			
				Sub	Pipe Organ 2			
10	4	Funky w/RdBass	G2	Piano	CP80 1	63	9	4
				E.Piano	78Rd			
				Sub	Marimba			
10	5	Rough Lead	G2	Piano	CP80 2	63	9	5
				E.Piano	78Rd			
				Sub	Back Pad			
10	6	Clavi Syn Wah	G2	Piano	-	63	9	6
				E.Piano	Clavi B			
				Sub	Syn Lead 1			
10	7	Chimin' Crs	G2	Piano	Digi Piano	63	9	7
				E.Piano	75Rd Funky			
				Sub	Glocken			
10	8	Brite Pop	G2	Piano	Digi Piano	63	9	8
				E.Piano	DX Legend			
				Sub	OB Strings			
11	1	Back to 60s SP	G2	Piano	-	63	10	1
				E.Piano	67Rd Dark			
				Sub	-			
11	2	80s Piano JG	G2	Piano	C7	63	10	2
				E.Piano	78Rd			
				Sub	-			
11	3	NaturalWrWideJG	G2	Piano	-	63	10	3
				E.Piano	Wr Wide			
				Sub	-			
11	4	Chorused67Rd SP	G2	Piano	-	63	10	4
				E.Piano	67Rd Bright			
				Sub	-			
11	5	R&B Ballad NS	G2	Piano	-	63	10	5
				E.Piano	67Rd Dark			
				Sub	-			
11	6	Squashed C7 NS	G2	Piano	C7	63	10	6
				E.Piano	-			
				Sub	-			
11	7	WrWideChorus SP	G2	Piano	-	63	10	7
				E.Piano	Wr Wide			
				Sub	-			
11	8	Driven 67Rd JG	G2	Piano	-	63	10	8
				E.Piano	67Rd Bright			
				Sub	-			

© 2019 Yamaha Corporation

Published 01/2025 YJ-H0