

Overview

Smart L2 Network switch with PoE+

SWX2210P-10G is a smart L2 switch that can supply power to PoE powered devices on the network. Yamaha has integrated its own expertise in networking and professional audio fields and developed it as an L2 switch optimized for Dante audio networks.

Recommended settings for stable operation of a Dante network (such as QoS, EEE, and IGMP Snooping) can be made easily.



Features

- SWX2210P-10G L2 Switch
- Smart L2 switch optimized for Dante and PoE+ for Medium/Small ADECIA systems.
- Auto-apply Dante settings upon connection to ADECIA devices
- Ports 1-8 support PoE+
- Supports PoE+ up to 30 W per port (Total: 124 W)

Specifications

1/2

General Specifications

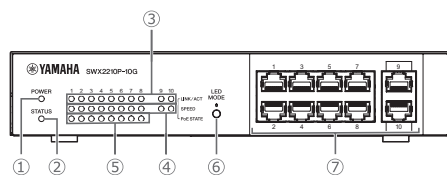
LAN Ports	Standard	IEEE 802.3 (10BASE-T/100BASE-TX/1000BASE-T)
	Number of Ports	10
	Communication Mode	Auto negotiation
	Connector Type	RJ-45
	Polarity	Automatic detection of straight/cross, or fixed at straight
Combo Ports	LAN Ports	–
	SFP Ports	–
SFP+ Ports	Standard	–
	Number of Ports	–
SFP Ports	Standard	–
	Number of Ports	–
Console Ports	Standard	–
	Connector Type	–
	Data Transmission Speed	–
Performance	Switching Bandwidth	20 Gbit/s
	Forwarding Rate	14.88 Mpps
	Flame Buffer	512 KB
Ports Available for PoE Power Supply		8 ports (1-8)
PoE Standards		IEEE 802.3at
Power Supply System		Alternative A
Maximum Power Supply	Per Port	30 W
	All Ports	124 W
microSD Slot	Standard	–
	File System	–
	Number of Slots	–
Indicators		POWER, LAN port (LINK/ACT, SPEED), PoE STATE
MAC Address		Indicated in product label on top panel of unit
Number of Fans		2
Operating Environment		Ambient temperature: 0 - 50 °C, Ambient humidity: 15 - 80 % (non-condensing)
Storage Environment		Ambient temperature: –20 - 60 °C, Ambient humidity: 10 - 90 % (non-condensing)
Power Supply Voltage, Frequency		AC100 – 240 V, 50/60 Hz
Maximum Power Consumption		169 W
Dimensions (W x H x D)		220 mm x 42 mm x 294 mm
Weight		1.9 kg
Accessories		Manual (Read This First), Power cords, Power cord clamp, Legs

Specifications

2/2

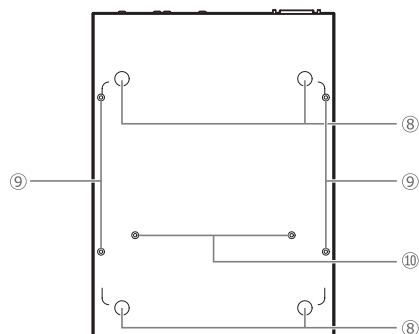
Controls and Connectors

Front Panel



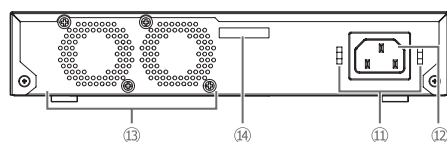
1. POWER indicator
2. STATUS indicator
3. LINK/ACT indicators
4. SPEED indicators
5. PoE STATE indicators
6. LED MODE button
7. LAN ports

Bottom Panel



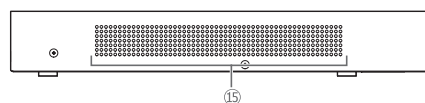
8. Rubber foot attachment guides
9. Wall mount accessory attachment holes
10. Rack mount kit mounting holes

Rear Panel



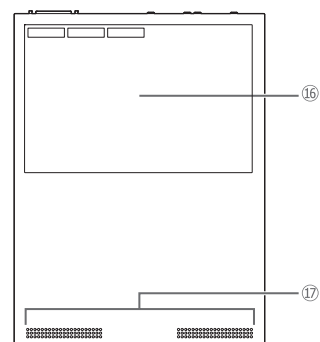
11. Power cord clamp attachment holes
12. Power supply inlet (three-pin connector, C14 type)
13. Ventilation holes
14. Serial number

Side Panel



15. Cooling vents

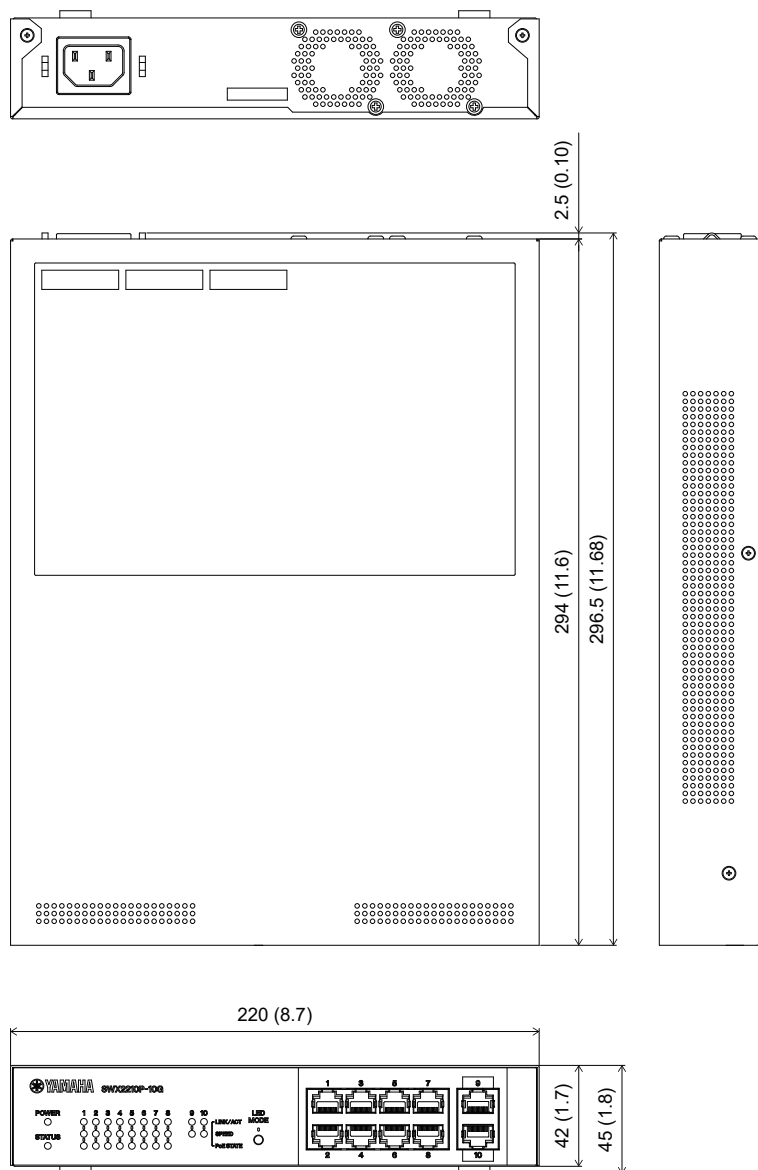
Top Panel



16. Product label
17. Cooling vents

Dimensions

Unit: mm (inch)



Option

- Rack Mount Accessory RK-SWR
- Wall Mount Accessory WK-SWR

Software

- Yamaha LAN Monitor

Architectural and Engineering Specifications

The Yamaha SWX2210P-10G shall be a smart 10-port L2 (Layer 2) switch optimized for audio and video networking. The SWX2210P-10G shall be provided with features and functionality that facilitate setup and operation in Dante and NDI networks, including PoE+ power delivery, with emphasis on convenience and efficiency when used in small to medium scale Yamaha ADECIA conferencing systems. Appropriate Dante settings shall be made automatically when the SWX2210P-10G is connected to ADECIA devices.

Ten RJ45 connectors on the front panel shall function as ports for network connection. All ten ports shall allow communication using the IEEE 802.3 standard at 10BASE-T, 100BASE-TX, and 1000BASE-T speeds via standard CAT5e or higher LAN cables. Ports 1 through 8 shall support PoE+ power delivery at up to 30 watts per port, or up to 124 watts total. Independent LED link/activity and speed indicators shall be provided on the front panel for all ten ports. Independent LED PoE+ state indicators shall be provided for ports 1 through 8. Also provided on the front panel shall be LED indicators for unit power and status, and an LED mode button.

The SWX2210P-10G shall allow easy setup and configuration via a comprehensive web-based GUI. A number of preset ProAV profiles shall allow one-click setup of QoS, IEEE, IGMP Snooping, and other settings for stable operation of Dante, NDI, and other networks. The SWX2210P-10G shall be capable of accommodating Dante and NDI networks on the same switch. The web GUI shall also provide easy access to multicast settings and operation, with clear indication of multicast activity for effective troubleshooting.

A dedicated Yamaha LAN Monitor software application for Windows and macOS operating systems shall allow comprehensive monitoring of SWX2210P-10G status, as well as the entire network and connected devices.

The SWX2210P-10G shall have a built-in universal power supply so that no external AC adapter is required. Cooling shall be provided by two quiet, efficient internal fans. Dimensions shall be 220 (W) x 42 (H) x 294 (D) mm. Weight shall be 1.9 kg.

*All information subject to change without notice.

*All trademarks and registered trademarks are property of their respective owners.

Created in January 2025