

YAMAHA NS-9595D

Natural Sound
4-way, 5-speaker System
Bass Reflex Type

THANK YOU FOR PURCHASING THE YAMAHA NS-9595D
SPEAKER SYSTEM.

(V F シ コ K D)

READ THIS BEFORE OPERATING YOUR NS-9595D

- To prevent discoloration or damage to the cabinet, keep your speakers away from high temperature and out of direct sunlight.
- Placing your turntable on top of the speaker cabinet or on the same shelf may cause howling. The turntable should be placed where vibrations from the speakers will not reach it.
- When an amplifier with a rated output power higher than the music input of the speaker system is used, care should be taken never to exceed the speaker's music input.
- Connections to the amplifier's speaker terminals depend on the particular amplifier you are using. Please check the amplifier's owner's manual before making speaker connections.
- In order to preserve the beauty of the cabinet, avoid the use of alcohol, benzene, thinner or insecticides on the cabinet and avoid prolonged contact with vinyl-based products. When cleaning, use a clean, dry cloth.
- The speaker system contains strong magnets, so television sets, watches, magnetic tape, etc. should be kept at a reasonable distance.
- When the grille is off, avoid touching the woofer cone or center cap. Any deformation can cause audible distortion.
- The bass may sound unnatural if the speakers are placed directly on the floor. If this is the case, raise the speakers off the floor with sturdy supports such as speaker stands or concrete blocks.

CONNECTION TO YOUR AMPLIFIER

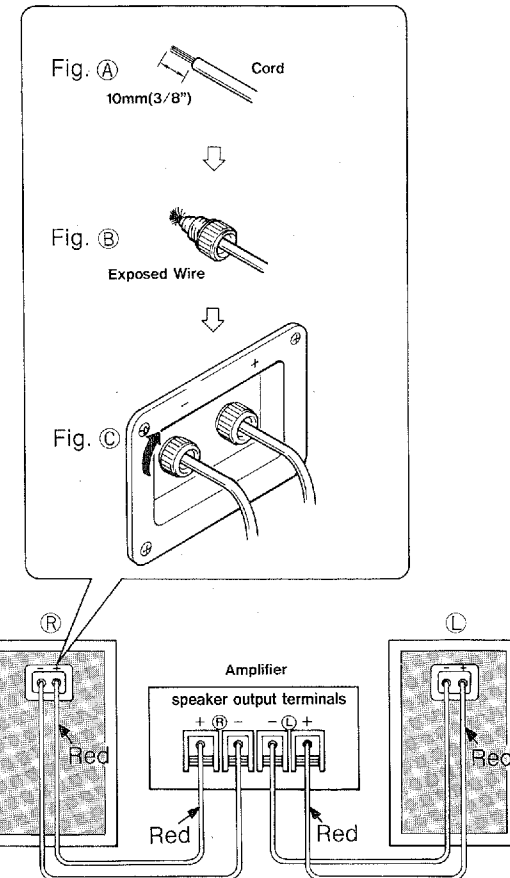
**BEFORE MAKING CONNECTIONS, MAKE SURE THAT
THE AMPLIFIER IS SWITCHED OFF.**

• How to connect

Connect the screw-type input terminals at the rear of the speakers to the speaker output terminals of your amplifier with the supplied speaker cords. Connect the left speaker to the left (marked L) terminals of your amplifier, and the right speaker to the right (marked R) terminals of your amplifier, making sure not to reverse the polarity (+, -). If one speaker is connected with reversed polarity, the sound will be unnatural with little bass.

The speaker cord supplied is a Red/Black 2-line cord. Connect the red terminal (+) of the amplifier and the speaker to the RED LINE, and the black terminal (-) of the amplifier and the speaker to the BLACK LINE.

To connect to the speaker terminals, loosen the screw-type terminal counter-clockwise as illustrated and insert the bare end of the speaker cord. Strip approx 10 mm (3/8") of insulation from the speaker cords (see Fig. A). Insert exposed wire (Fig. B) in rear panel connector terminals. Make sure that at least 1.6 mm (1/16") of insulation is inside the housing. The cord will be locked when rotating the connector housing clockwise until firm (Fig. C).

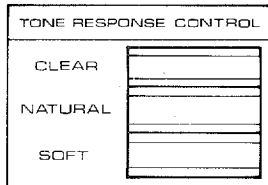


TONE RESPONSE CONTROL

You can arrange the playing back sound in the listening conditions or in the tune of the program source. There are three patterns as follows.

CLEAR : Crisp and clear sound
NATURAL: Balanced natural sound
SOFT : Soft and low-pitched sound

NOTE: If the tone response control switches are all in the off position, the signal to the tweeter and super tweeter units will be reduced, resulting in an unnatural sound. Be sure to select one of the tone response control positions.



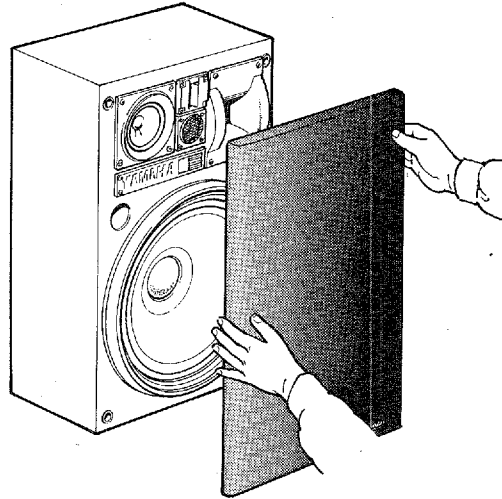
AUTO RESET SPEAKER PROTECTION

This mechanism works to protect the damage to the speakers when input signals above the music input is poured into NS-9595D, and the input signals to the tweeter and super tweeter will momentarily be cut. It will return automatically by normal input signals.

*While the input signal is cut, woofer and midrange work so as not to be interrupted.

FRONT GRILLE

The front grille is attached to the cabinet in four places. When removing the grille, first pull the upper two corners towards you with both hands as shown in the illustration, then detach the bottom. When replacing the grille, line up the fasteners at the four corners of the grille with the corresponding holes in the cabinet and press firmly.



SPECIFICATIONS

Type	4-way, 5-speaker bass reflex
Speakers	
Woofer	43 cm (17") Cone (JA3819)
Midrange	12 cm (5") Cone (JA1264)
Tweeter	Horn (JA0260)
Super Tweeter	5 cm (2") Corn (JA0598) Piezo (JA0599)
Nominal Input	150W
Music Input	300W
Efficiency	100 dB/W/m
Frequency Response	20 ~ 22,000 Hz
Nominal Impedance	8 ohms
Crossover Frequency	900 Hz 4 kHz 9 kHz
Dimensions (W × H × D)	460 × 720 × 258 mm (18-1/8" × 28-3/8" × 10-3/16")
Weight	18.0 kg (39 lbs. 10 oz.)
Accessory	1 Speaker Cord for each speaker

*Specifications subject to change without notice.

*Care should be taken not to exceed the music input power value noted above.

YAMAHA
HAMAMATSU, JAPAN

YAMAHA CORPORATION
VK96430-0 BWWB.b Printed in Japan